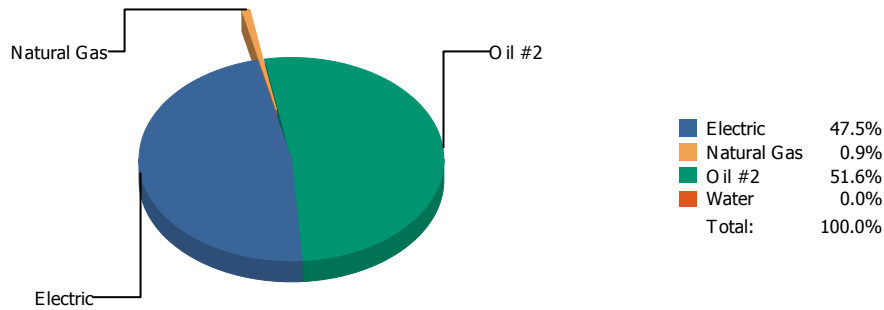
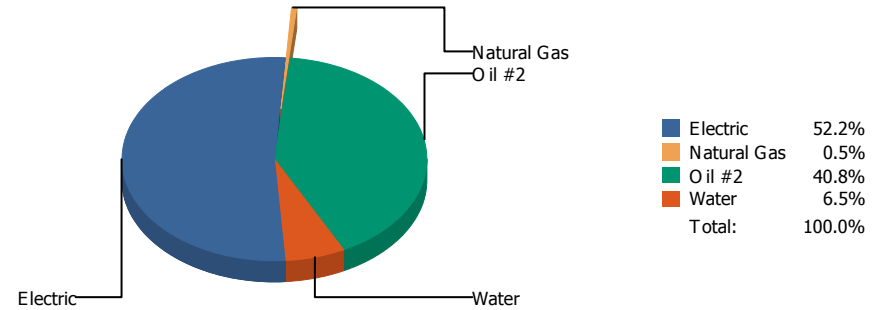


Energy

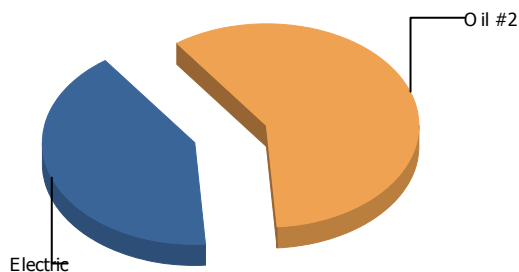


Cost



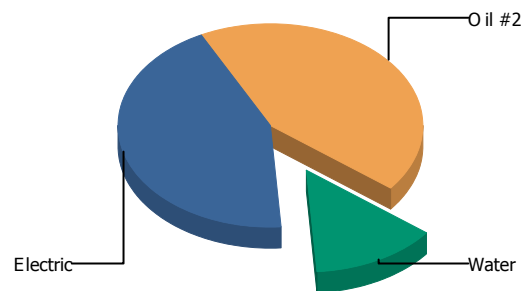
Commodity	Common Use	Energy Use	Energy Use per Area	Total Cost	Cost / Unit	Cost/Area
Place: [BCPSS004] Steuart Hill Elementary [BUILDING]						
Area: 96,669 SqFt						
Billing Period between Jul 2013 and Jun 2014						
ELECTRIC	926,400.00 kWh	3,161,803 KBtu	32.71	\$105,626.81	\$0.114 /kWh	\$1.09 / SqFt
NATURALGAS	618.00 THERM	61,800 KBtu	0.64	\$1,006.73	\$1.629 /THERM	\$0.01 / SqFt
OIL2	24,799.50 Gal	3,439,443 KBtu	35.58	\$82,576.65	\$3.330 /Gal	\$0.85 / SqFt
WATER	1,116.17 MGal	KBtu		\$13,084.41	\$11.723 /MGal	\$0.14 / SqFt
Totals:		6,663,046 KBtu	68.93	\$202,294.60		

Energy



Electric 41.2%
 Oil #2 58.8%
 Water 0.0%
 Total: 100.0%

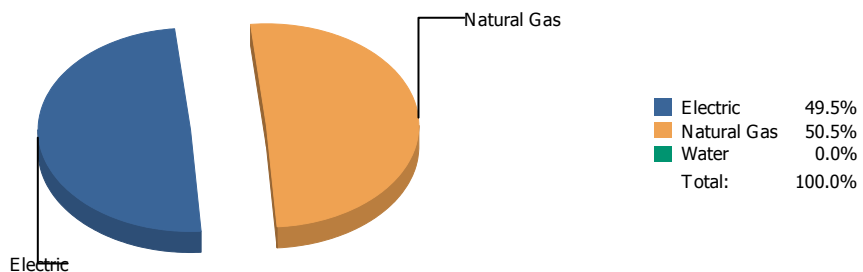
Cost



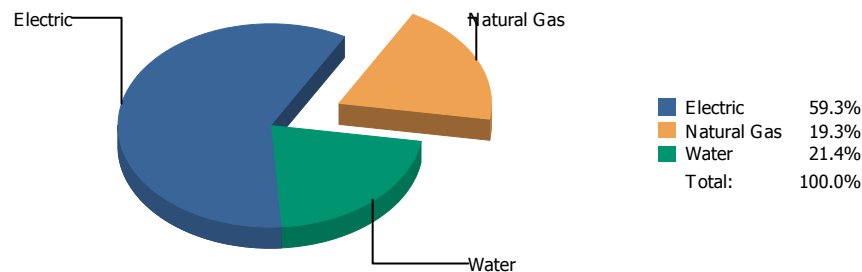
Electric 43.7%
 Oil #2 42.9%
 Water 13.4%
 Total: 100.0%

Commodity	Common Use	Energy Use	Energy Use per Area	Total Cost	Cost / Unit	Cost/Area
Place: [BCPSS005] Langston Hughes Elementary [BUILDING]						
Area: 40,920 SqFt						
Billing Period between Jul 2013 and Jun 2014						
ELECTRIC	510,629.00 kWh	1,742,777 KBtu	42.59	\$60,038.72	\$0.118 /kWh	\$1.47 / SqFt
OIL2	17,951.00 Gal	2,489,624 KBtu	60.84	\$59,008.12	\$3.287 /Gal	\$1.44 / SqFt
WATER	262.58 MGal	KBtu		\$18,458.77	\$70.297 /MGal	\$0.45 / SqFt
Totals:		4,232,401 KBtu	103.43	\$137,505.61		

Energy

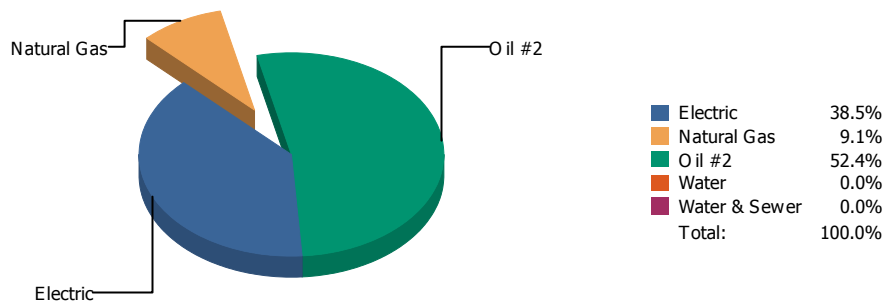


Cost

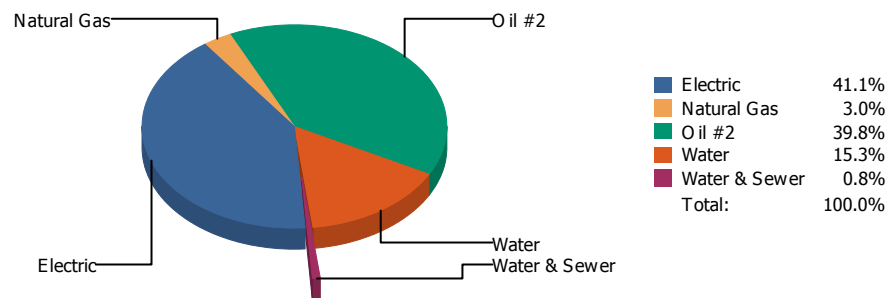


Commodity	Common Use	Energy Use	Energy Use per Area	Total Cost	Cost / Unit	Cost/Area
Place: [BCPSS007] Cecil Elementary [BUILDING]						
Area: 71,045 SqFt						
Billing Period between Jul 2013 and Jun 2014						
ELECTRIC	621,700.00 kWh	2,121,862 KBtu	29.87	\$72,863.18	\$0.117 /kWh	\$1.03 / SqFt
NATURALGAS	21,651.00 THERM	2,165,100 KBtu	30.48	\$23,774.28	\$1.098 /THERM	\$0.33 / SqFt
WATER	2,996.14 MGal	KBtu		\$26,320.91	\$8.785 /MGal	\$0.37 / SqFt
Totals:		4,286,962 KBtu	60.34	\$122,958.37		

Energy

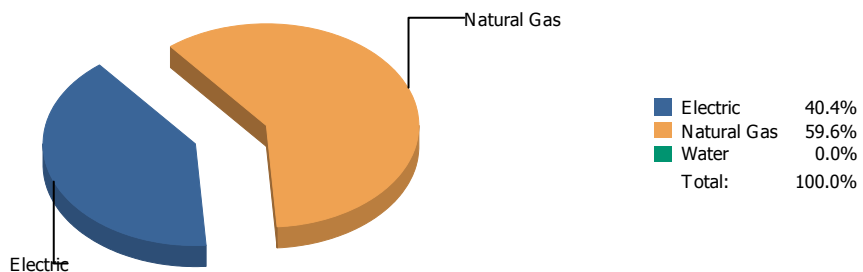


Cost

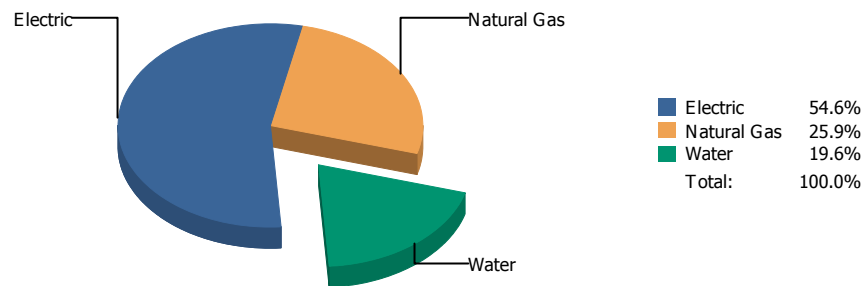


Commodity	Common Use	Energy Use	Energy Use per Area	Total Cost	Cost / Unit	Cost/Area
Place: [BCPSS008] City Springs Elem/Middle [BUILDING]						
Area: 80,310 SqFt						
Billing Period between Jul 2013 and Jun 2014						
ELECTRIC	491,100.00 kWh	1,676,124 KBtu	20.87	\$57,050.68	\$0.116 /kWh	\$0.71 / SqFt
NATURALGAS	3,953.00 THERM	395,300 KBtu	4.92	\$4,115.63	\$1.041 /THERM	\$0.05 / SqFt
OIL2	16,443.00 Gal	2,280,480 KBtu	28.40	\$55,308.83	\$3.364 /Gal	\$0.69 / SqFt
WATER	1,743.07 MGal	KBtu		\$21,231.94	\$12.181 /MGal	\$0.26 / SqFt
WATERSEWER	0.00 MGal	KBtu		\$1,164.66	\$0.000 /MGal	\$0.01 / SqFt
Totals:		4,351,904 KBtu	54.19	\$138,871.74		

Energy

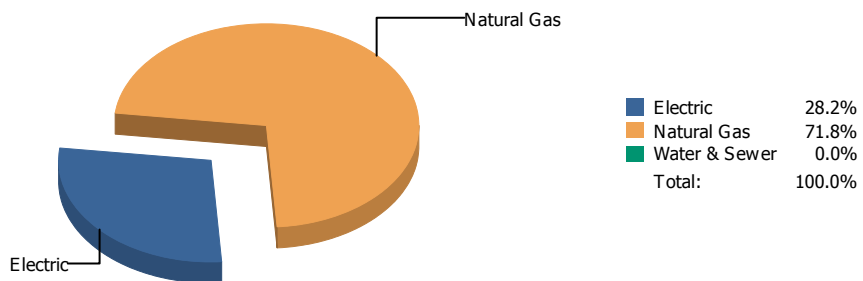


Cost

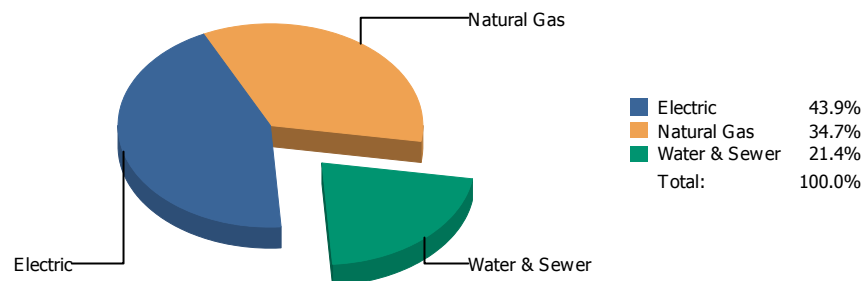


Commodity	Common Use	Energy Use	Energy Use per Area	Total Cost	Cost / Unit	Cost/Area
Place: [BCPSS010] James McHenry Elem/mMiddle [BUILDING]						
Area: 82,812 SqFt						
Billing Period between Jul 2013 and Jun 2014						
ELECTRIC	645,700.00 kWh	2,203,774 KBtu	26.61	\$74,692.86	\$0.116 /kWh	\$0.90 / SqFt
NATURALGAS	32,505.00 THERM	3,250,500 KBtu	39.25	\$35,414.23	\$1.090 /THERM	\$0.43 / SqFt
WATER	2,690.92 MGal	KBtu		\$26,767.38	\$9.947 /MGal	\$0.32 / SqFt
Totals:		5,454,274 KBtu	65.86	\$136,874.47		

Energy



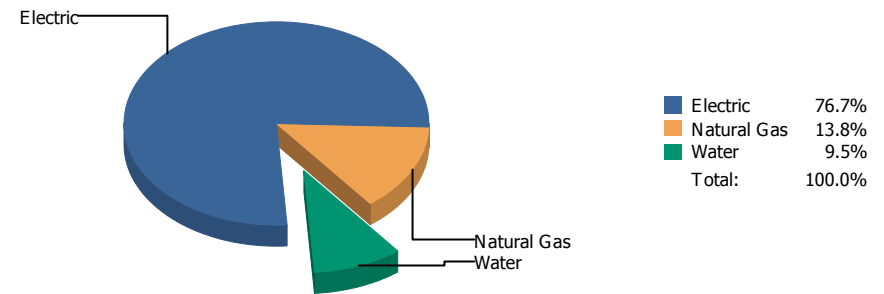
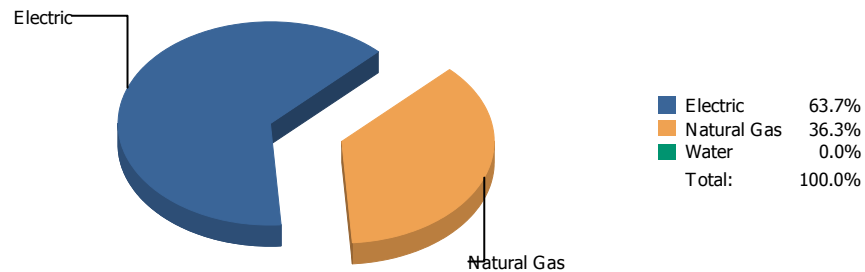
Cost



Commodity	Common Use	Energy Use	Energy Use per Area	Total Cost	Cost / Unit	Cost/Area
Place: [BCPSS011] Eutaw-Marshburn Elementary [BUILDING]						
Area: 93,378 SqFt						
Billing Period between Jul 2013 and Jun 2014						
ELECTRIC	523,600.00 kWh	1,787,047 KBtu	19.14	\$62,255.04	\$0.119 /kWh	\$0.67 / SqFt
NATURALGAS	45,604.00 THERM	4,560,400 KBtu	48.84	\$49,145.89	\$1.078 /THERM	\$0.53 / SqFt
WATERSEWER	3,165.21 MGal	KBtu		\$30,333.61	\$9.583 /MGal	\$0.32 / SqFt
Totals:		6,347,447 KBtu	67.98	\$141,734.54		

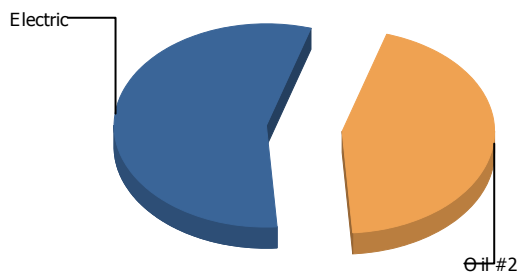
Energy

Cost



Commodity	Common Use	Energy Use	Energy Use per Area	Total Cost	Cost / Unit	Cost/Area
Place: [BCPSS012] Lakeland Elementary/Middle [BUILDING]						
Area: 66,751 SqFt						
Billing Period between Jul 2013 and Jun 2014						
ELECTRIC	1,260,548.00 kWh	4,302,250 KBtu	64.45	\$148,154.51	\$0.118 /kWh	\$2.22 / SqFt
NATURALGAS	24,514.00 THERM	2,451,400 KBtu	36.72	\$26,656.41	\$1.087 /THERM	\$0.40 / SqFt
WATER	495.24 MGal	KBtu		\$18,405.75	\$37.165 /MGal	\$0.28 / SqFt
Totals:		6,753,650 KBtu	101.18	\$193,216.67		

Energy



■ Electric 56.0%
 ■ Oil #2 44.0%
 ■ Water 0.0%
 Total: 100.0%

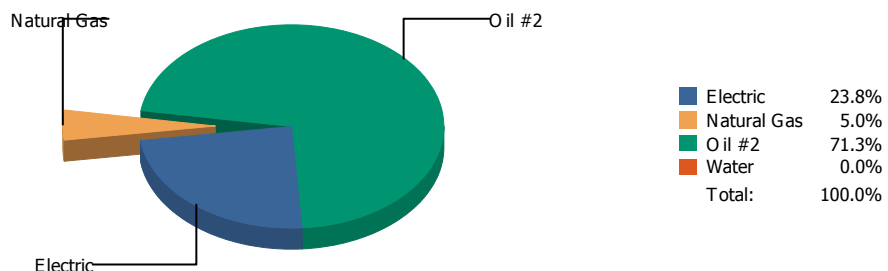
Cost



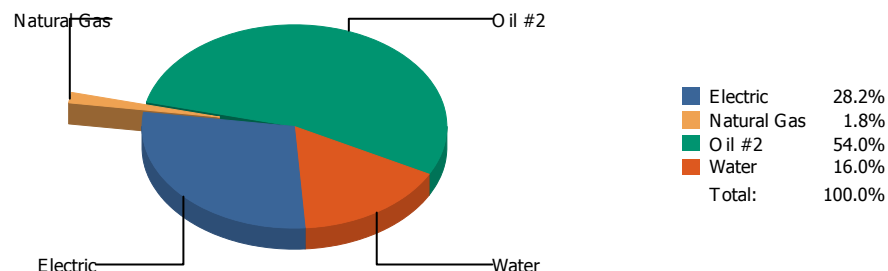
■ Electric 53.5%
 ■ Oil #2 30.5%
 ■ Water 16.0%
 Total: 100.0%

Commodity	Common Use	Energy Use	Energy Use per Area	Total Cost	Cost / Unit	Cost/Area
Place: [BCPSS013] Tench Tilghman Elementary [BUILDING]						
Area: 56,875 SqFt						
Billing Period between Jul 2013 and Jun 2014						
ELECTRIC	687,800.00 kWh	2,347,461 KBtu	41.27	\$78,684.74	\$0.114 /kWh	\$1.38 / SqFt
OIL2	13,316.00 Gal	1,846,796 KBtu	32.47	\$44,919.57	\$3.373 /Gal	\$0.79 / SqFt
WATER	2,508.38 MGal	KBtu		\$23,590.84	\$9.405 /MGal	\$0.41 / SqFt
Totals:		4,194,257 KBtu	73.75	\$147,195.15		

Energy

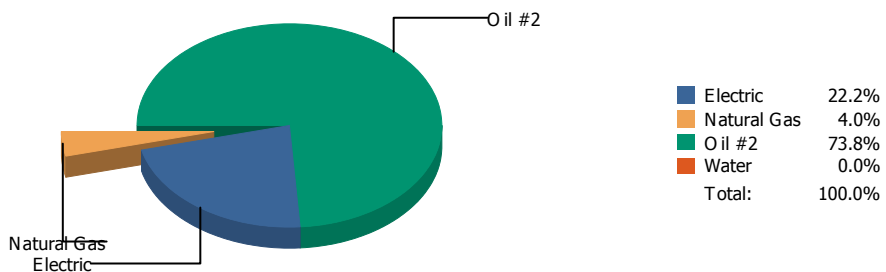


Cost

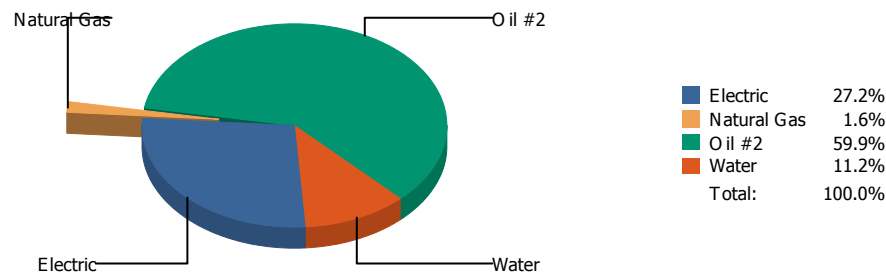


Commodity	Common Use	Energy Use	Energy Use per Area	Total Cost	Cost / Unit	Cost/Area
Place: [BCPSS016] Johnston Square Elementary [BUILDING]						
Area: 77,603 SqFt						
Billing Period between Jul 2013 and Jun 2014						
ELECTRIC	463,880.00 kWh	1,583,222 KBtu	20.40	\$55,415.23	\$0.119 /kWh	\$0.71 / SqFt
NATURALGAS	3,297.00 THERM	329,700 KBtu	4.25	\$3,437.09	\$1.042 /THERM	\$0.04 / SqFt
OIL2	34,200.00 Gal	4,743,198 KBtu	61.12	\$106,039.55	\$3.101 /Gal	\$1.37 / SqFt
WATER	3,490.63 MGal	KBtu		\$31,437.39	\$9.006 /MGal	\$0.41 / SqFt
Totals:		6,656,120 KBtu	85.77	\$196,329.26		

Energy



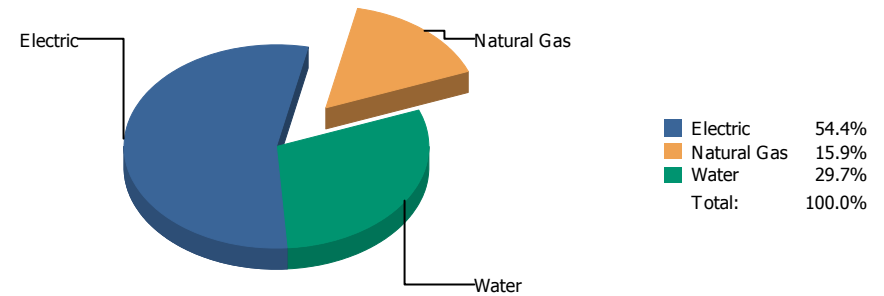
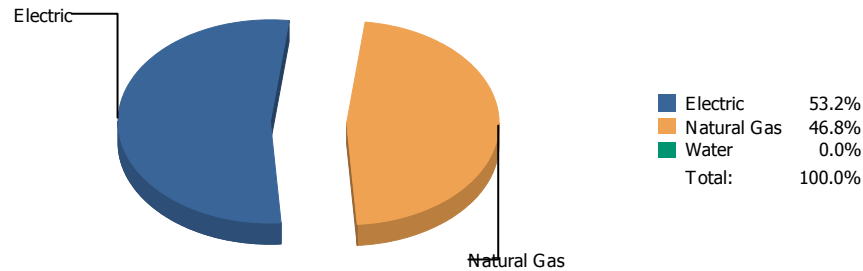
Cost



Commodity	Common Use	Energy Use	Energy Use per Area	Total Cost	Cost / Unit	Cost/Area
Place: [BCPSS021] Hilton Elementary [BUILDING]						
Area: 75,993 SqFt						
Billing Period between Jul 2013 and Jun 2014						
ELECTRIC	345,040.00 kWh	1,177,622 KBtu	15.50	\$40,410.89	\$0.117 /kWh	\$0.53 / SqFt
NATURALGAS	2,111.00 THERM	211,100 KBtu	2.78	\$2,364.20	\$1.120 /THERM	\$0.03 / SqFt
OIL2	28,200.00 Gal	3,911,058 KBtu	51.47	\$88,900.24	\$3.152 /Gal	\$1.17 / SqFt
WATER	1,648.81 MGal	KBtu		\$16,646.59	\$10.096 /MGal	\$0.22 / SqFt
Totals:		5,299,780 KBtu	69.74	\$148,321.92		

Energy

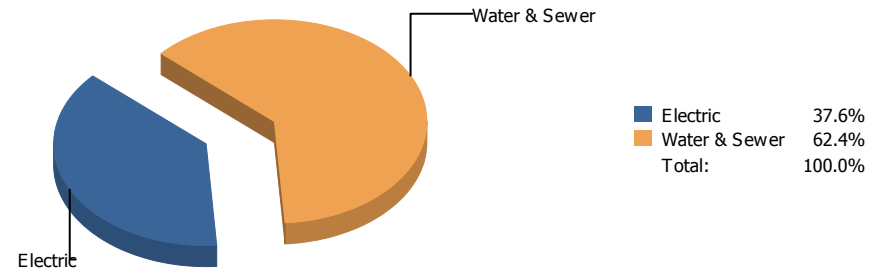
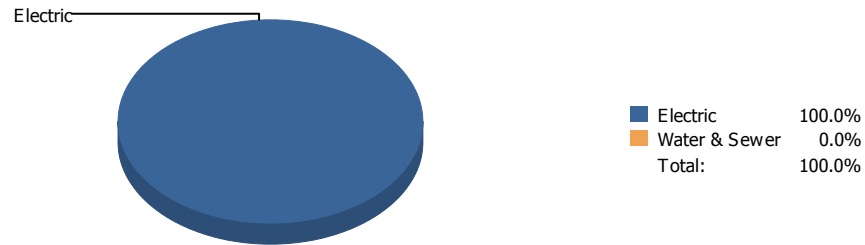
Cost



Commodity	Common Use	Energy Use	Energy Use per Area	Total Cost	Cost / Unit	Cost/Area
Place: [BCPSS022] George Washington Elementary [BUILDING]						
Area: 40,211 SqFt						
Billing Period between Jul 2013 and Jun 2014						
ELECTRIC	384,000.00 kWh	1,310,592 KBtu	32.59	\$45,079.97	\$0.117 /kWh	\$1.12 / SqFt
NATURALGAS	11,540.00 THERM	1,154,000 KBtu	28.70	\$13,176.87	\$1.142 /THERM	\$0.33 / SqFt
WATER	2,700.64 MGal	KBtu		\$24,607.12	\$9.112 /MGal	\$0.61 / SqFt
Totals:		2,464,592 KBtu	61.29	\$82,863.96		

Energy

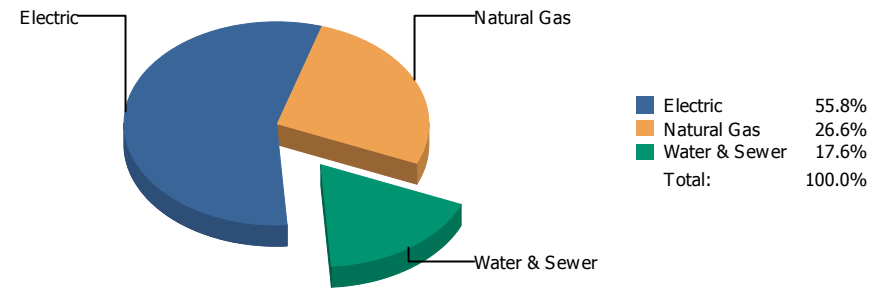
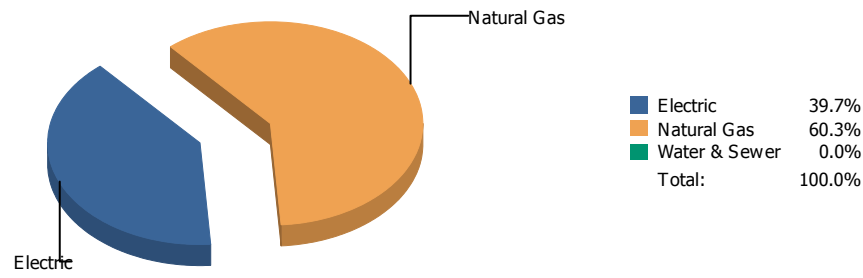
Cost



Commodity	Common Use	Energy Use	Energy Use per Area	Total Cost	Cost / Unit	Cost/Area
Place: [BCPSS023] Wolfe Street Academay Elementary [BUILDING]						
Area: 22,650 SqFt						
Billing Period between Jul 2013 and Jun 2014						
ELECTRIC	361,400.00 kWh	1,233,458 KBtu	54.46	\$44,165.02	\$0.122 /kWh	\$1.95 / SqFt
WATERSEWER	7,929.11 MGal	KBtu		\$73,150.64	\$9.226 /MGal	\$3.23 / SqFt
Totals:		1,233,458 KBtu	54.46	\$117,315.66		

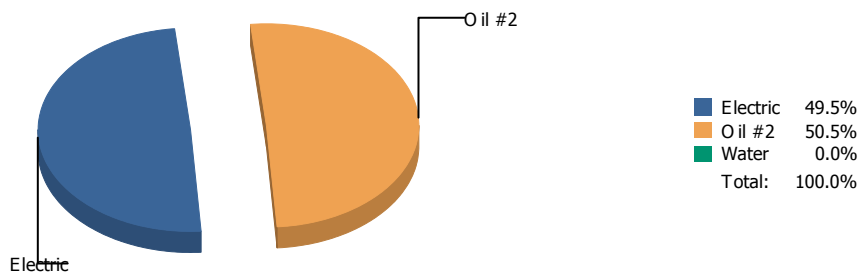
Energy

Cost

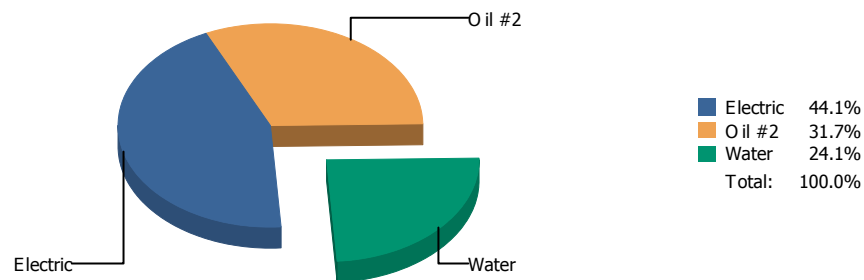


Commodity	Common Use	Energy Use	Energy Use per Area	Total Cost	Cost / Unit	Cost/Area
Place: [BCPSS024] Westside Elementary [BUILDING]						
Area: 73,740 SqFt						
Billing Period between Jul 2013 and Jun 2014						
ELECTRIC	597,900.00 kWh	2,040,633 KBtu	27.67	\$73,727.16	\$0.123 /kWh	\$1.00 / SqFt
NATURALGAS	30,955.00 THERM	3,095,500 KBtu	41.98	\$35,126.27	\$1.135 /THERM	\$0.48 / SqFt
WATERSEWER	481.78 MGal	KBtu		\$23,182.58	\$48.119 /MGal	\$0.31 / SqFt
Totals:		5,136,133 KBtu	69.65	\$132,036.01		

Energy

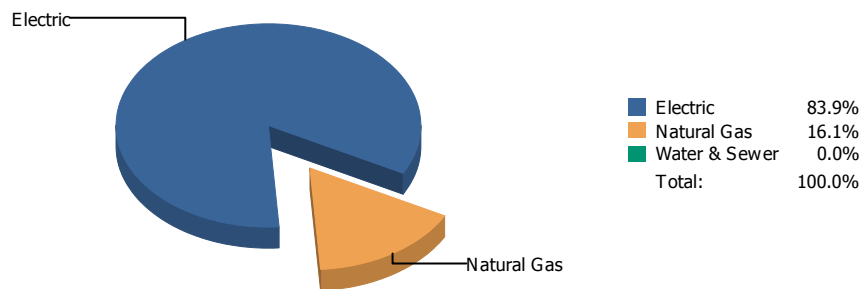


Cost

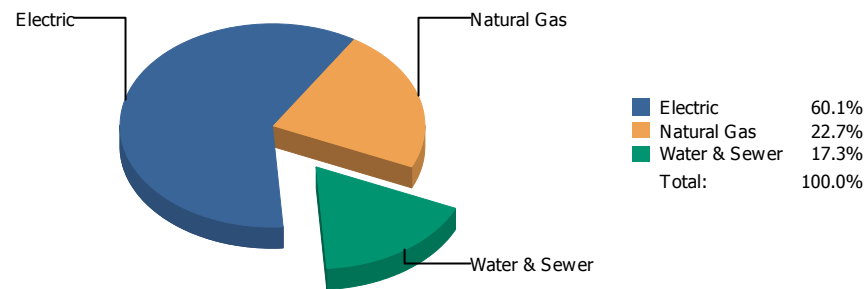


Commodity	Common Use	Energy Use	Energy Use per Area	Total Cost	Cost / Unit	Cost/Area
Place: [BCPSS025] Dr. Rayner Browne Elem/Middle [BUILDING]						
Area: 40,920 SqFt						
Billing Period between Jul 2013 and Jun 2014						
ELECTRIC	561,300.00 kWh	1,915,717 KBtu	46.82	\$64,614.25	\$0.115 /kWh	\$1.58 / SqFt
OIL2	14,080.00 Gal	1,952,755 KBtu	47.72	\$46,469.83	\$3.300 /Gal	\$1.14 / SqFt
WATER	2,831.56 MGal	KBtu		\$35,353.27	\$12.485 /MGal	\$0.86 / SqFt
Totals:		3,868,472 KBtu	94.54	\$146,437.35		

Energy



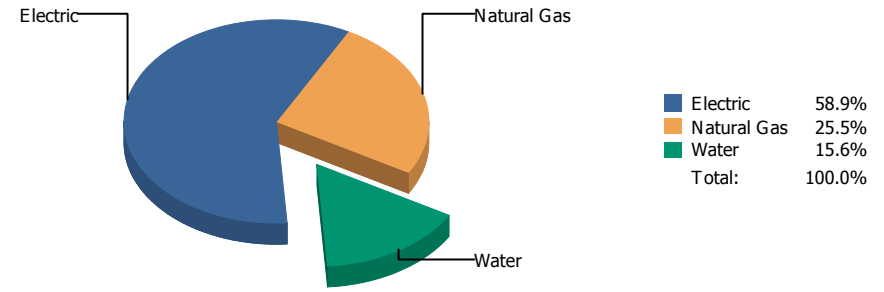
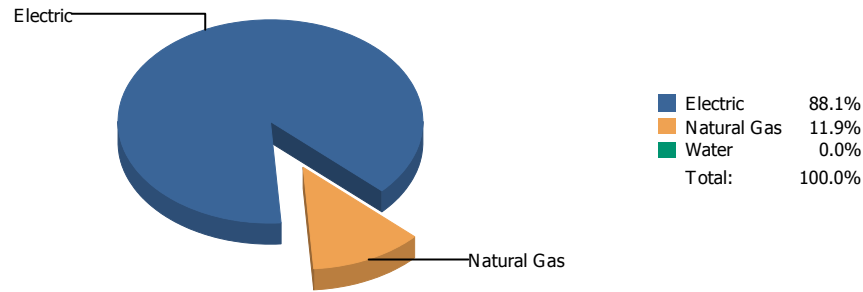
Cost



Commodity	Common Use	Energy Use	Energy Use per Area	Total Cost	Cost / Unit	Cost/Area
Place: [BCPSS027] Restart-Commodore John Rodgers Elem/Middle [BUILDING]						
Area: 110,776 SqFt						
Billing Period between Jul 2013 and Jun 2014						
ELECTRIC	1,845,200.00 kWh	6,297,668 KBtu	56.85	\$199,740.21	\$0.108 /kWh	\$1.80 / SqFt
NATURALGAS	12,116.00 THERM	1,211,600 KBtu	10.94	\$75,403.35	\$6.223 /THERM	\$0.68 / SqFt
WATERSEWER	5,996.02 MGal	KBtu		\$57,466.63	\$9.584 /MGal	\$0.52 / SqFt
Totals:		7,509,268 KBtu	67.79	\$332,610.19		

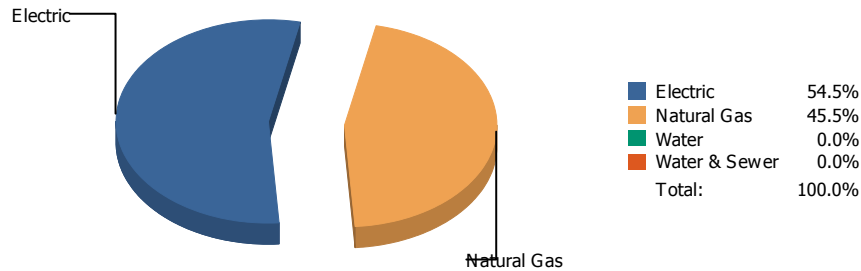
Energy

Cost

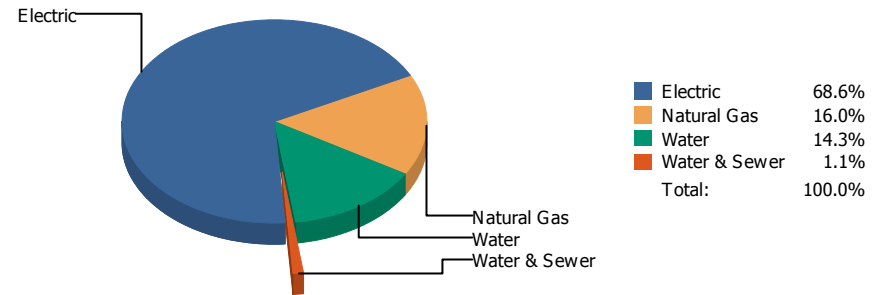


Commodity	Common Use	Energy Use	Energy Use per Area	Total Cost	Cost / Unit	Cost/Area
Place: [BCPSS028] George G. Kelson /William Pinderhughes Elem/Middle [BUILDING]						
Area: 71,145 SqFt						
Billing Period between Jul 2013 and Jun 2014						
ELECTRIC	587,500.00 kWh	2,005,138 KBtu	28.18	\$68,987.30	\$0.117 /kWh	\$0.97 / SqFt
NATURALGAS	2,706.00 THERM	270,600 KBtu	3.80	\$29,872.89	\$11.040 /THERM	\$0.42 / SqFt
WATER	70.32 MGal	KBtu		\$18,333.52	\$260.710 /MGal	\$0.26 / SqFt
Totals:		2,275,738 KBtu	31.99	\$117,193.71		

Energy



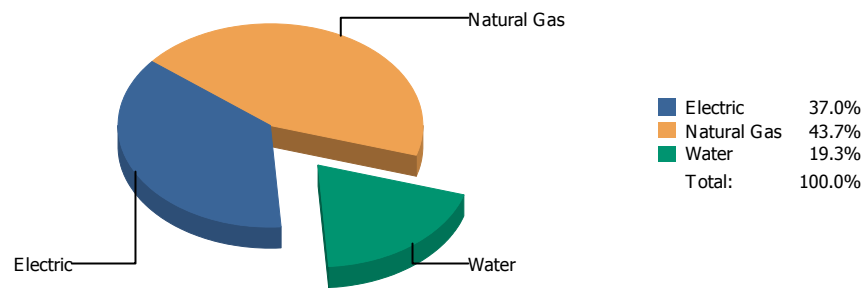
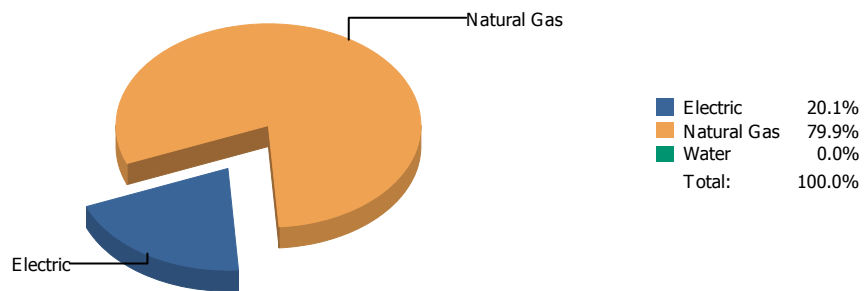
Cost



Commodity	Common Use	Energy Use	Energy Use per Area	Total Cost	Cost / Unit	Cost/Area
Place: [BCPSS028-OLD] William Pinderhughes Elementary/Middle [BUILDING]						
Area: 34,757 SqFt						
Billing Period between Jul 2013 and Jun 2014						
ELECTRIC	308,400.00 kWh	1,052,569 KBtu	30.28	\$40,051.92	\$0.130 /kWh	\$1.15 / SqFt
NATURALGAS	8,775.00 THERM	877,500 KBtu	25.25	\$9,338.70	\$1.064 /THERM	\$0.27 / SqFt
WATER	81.54 MGal	KBtu		\$8,353.65	\$102.445 /MGal	\$0.24 / SqFt
WATERSEWER	1.50 MGal	KBtu		\$620.55	\$414.751 /MGal	\$0.02 / SqFt
Totals:		1,930,069 KBtu	55.53	\$58,364.82		

Energy

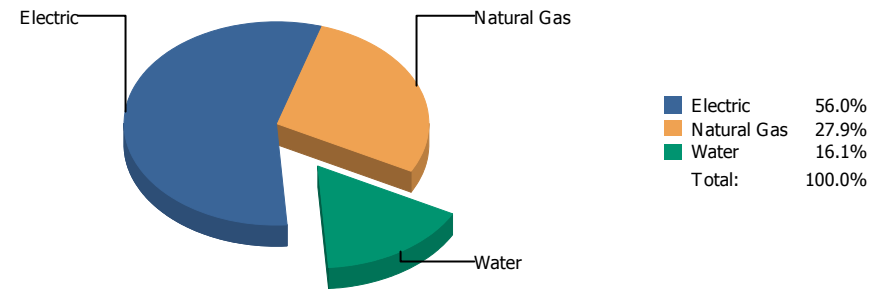
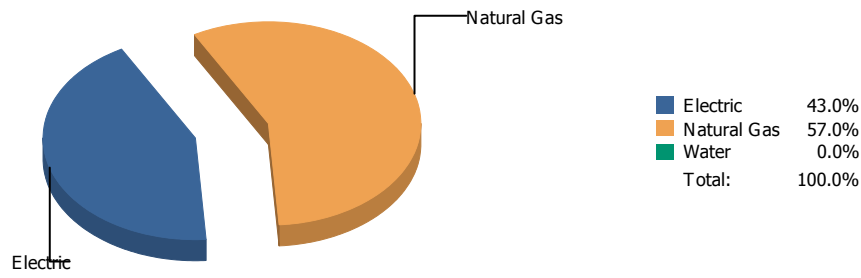
Cost



Commodity	Common Use	Energy Use	Energy Use per Area	Total Cost	Cost / Unit	Cost/Area
Place: [BCPSS029] Matthew A. Henson Elementary [BUILDING]						
Area: 75,309 SqFt						
Billing Period between Jul 2013 and Jun 2014						
ELECTRIC	282,300.00 kWh	963,490 KBtu	12.79	\$33,632.80	\$0.119 /kWh	\$0.45 / SqFt
NATURALGAS	38,294.00 THERM	3,829,400 KBtu	50.85	\$39,750.43	\$1.038 /THERM	\$0.53 / SqFt
WATER	1,826.11 MGal	KBtu		\$17,535.59	\$9.603 /MGal	\$0.23 / SqFt
Totals:		4,792,890 KBtu	63.64	\$90,918.82		

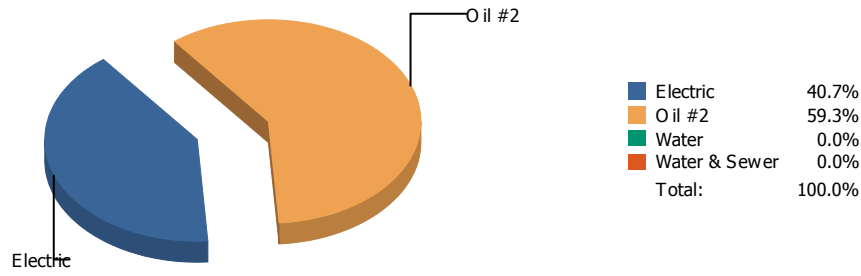
Energy

Cost

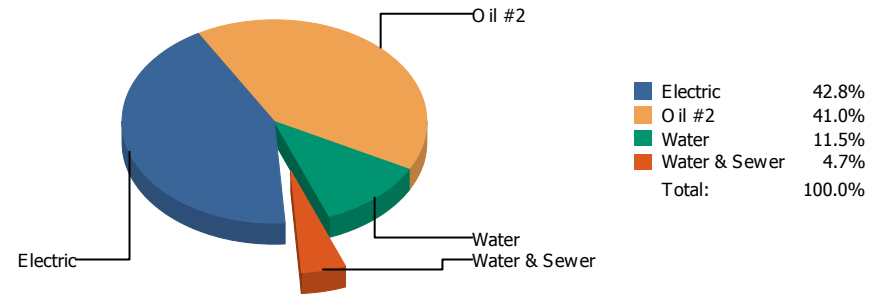


Commodity	Common Use	Energy Use	Energy Use per Area	Total Cost	Cost / Unit	Cost/Area
Place: [BCPSS031] Coldstream Park Elementary/Middle [BUILDING]						
Area: 82,600 SqFt						
Billing Period between Jul 2013 and Jun 2014						
ELECTRIC	709,800.00 kWh	2,422,547 KBtu	29.33	\$82,073.66	\$0.116 /kWh	\$0.99 / SqFt
NATURALGAS	32,154.00 THERM	3,215,400 KBtu	38.93	\$40,968.28	\$1.274 /THERM	\$0.50 / SqFt
WATER	333.65 MGal	KBtu		\$23,600.32	\$70.733 /MGal	\$0.29 / SqFt
Totals:		5,637,947 KBtu	68.26	\$146,642.26		

Energy

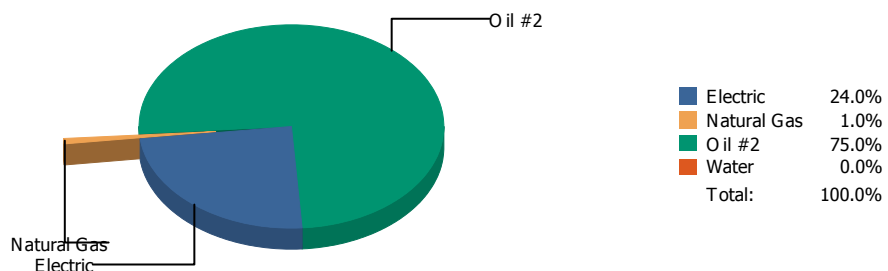


Cost

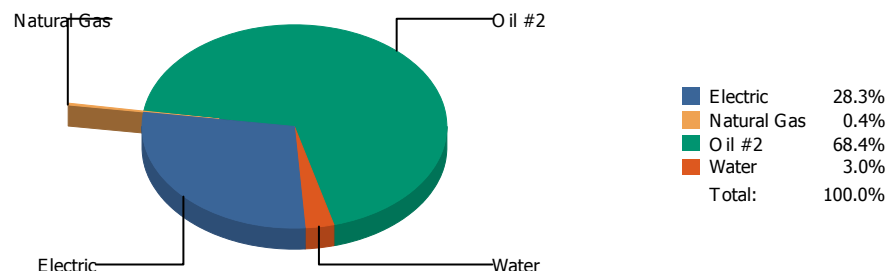


Commodity	Common Use	Energy Use	Energy Use per Area	Total Cost	Cost / Unit	Cost/Area
Place: [BCPSS034] Charles Carroll Barrister Elem. [BUILDING]						
Area: 48,137 SqFt						
Billing Period between Jul 2013 and Jun 2014						
ELECTRIC	584,900.00 kWh	1,996,264 KBtu	41.47	\$68,340.71	\$0.117 /kWh	\$1.42 / SqFt
OIL2	21,000.00 Gal	2,912,490 KBtu	60.50	\$65,348.80	\$3.112 /Gal	\$1.36 / SqFt
WATER	326.17 MGal	KBtu		\$18,397.18	\$56.403 /MGal	\$0.38 / SqFt
WATERSEWER	745.86 MGal	KBtu		\$7,467.90	\$10.013 /MGal	\$0.16 / SqFt
Totals:		4,908,754 KBtu	101.97	\$159,554.59		

Energy



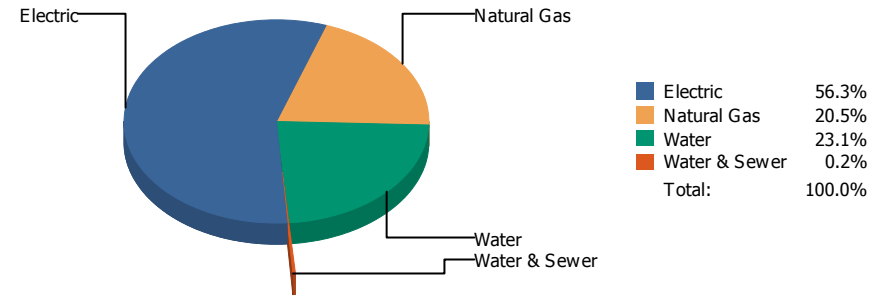
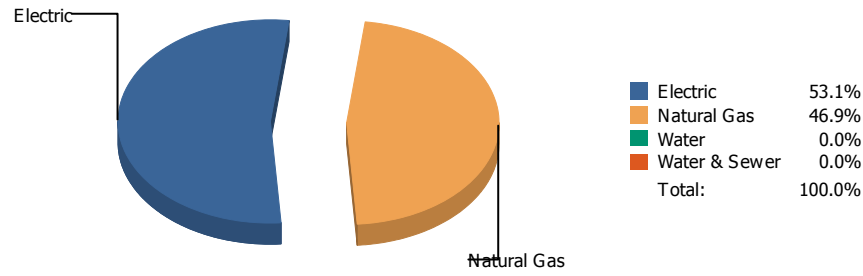
Cost



Commodity	Common Use	Energy Use	Energy Use per Area	Total Cost	Cost / Unit	Cost/Area
Place: [BCPSS035] Harlem Park Elem/Middle [BUILDING]						
Area: 402,115 SqFt						
Billing Period between Jul 2013 and Jun 2014						
ELECTRIC	1,776,000.00 kWh	6,061,488 KBtu	15.07	\$178,346.90	\$0.100 /kWh	\$0.44 / SqFt
NATURALGAS	2,501.00 THERM	250,100 KBtu	0.62	\$2,450.86	\$0.980 /THERM	\$0.01 / SqFt
OIL2	136,227.00 Gal	18,893,323 KBtu	46.98	\$431,460.55	\$3.167 /Gal	\$1.07 / SqFt
WATER	1,479.74 MGal	KBtu		\$18,893.49	\$12.768 /MGal	\$0.05 / SqFt
Totals:		25,204,911 KBtu	62.68	\$631,151.80		

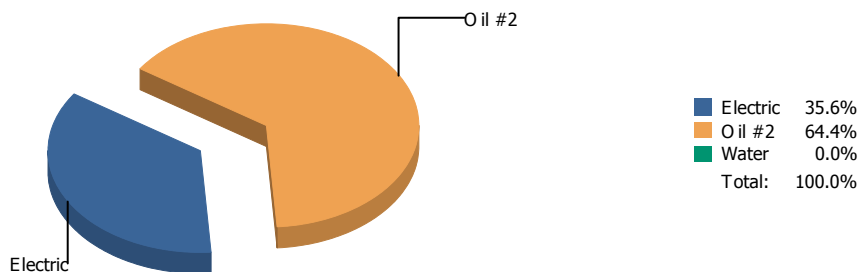
Energy

Cost

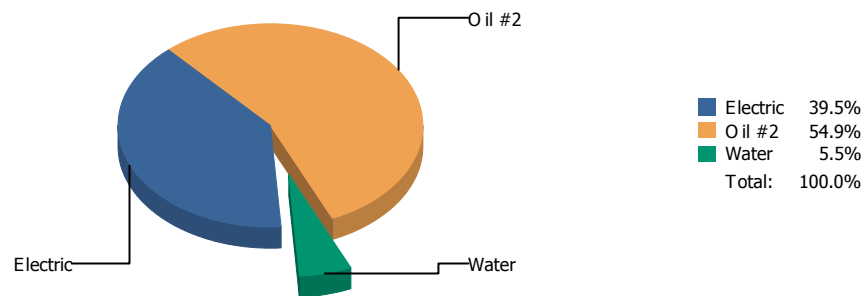


Commodity	Common Use	Energy Use	Energy Use per Area	Total Cost	Cost / Unit	Cost/Area
Place: [BCPSS036] Harford Heights Elem # 37/William C. March M#263 [BUILDING]						
Area: 234,454 SqFt						
Billing Period between Jul 2013 and Jun 2014						
ELECTRIC	2,044,800.00 kWh	6,978,902 KBtu	29.77	\$206,369.14	\$0.101 /kWh	\$0.88 / SqFt
NATURALGAS	61,748.00 THERM	6,174,800 KBtu	26.34	\$75,000.56	\$1.215 /THERM	\$0.32 / SqFt
WATER	8,444.55 MGal	KBtu		\$84,759.80	\$10.037 /MGal	\$0.36 / SqFt
WATERSEWER	3.74 MGal	KBtu		\$620.72	\$165.946 /MGal	\$0.00 / SqFt
Totals:		13,153,702 KBtu	56.10	\$366,750.22		

Energy

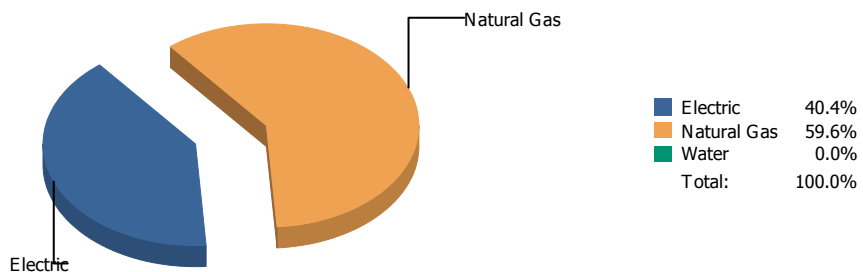


Cost

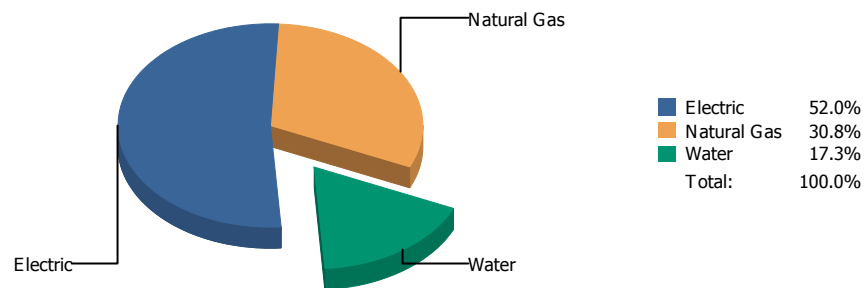


Commodity	Common Use	Energy Use	Energy Use per Area	Total Cost	Cost / Unit	Cost/Area
Place: [BCPSS039] Dallas F. Nicholas Sr. Elementary [BUILDING]						
Area: 70,456 SqFt						
Billing Period between Jul 2013 and Jun 2014						
ELECTRIC	831,426.00 kWh	2,837,657 KBtu	40.28	\$88,941.02	\$0.107 /kWh	\$1.26 / SqFt
OIL2	36,992.00 Gal	5,130,420 KBtu	72.82	\$123,570.12	\$3.340 /Gal	\$1.75 / SqFt
WATER	1,125.14 MGal	KBtu		\$12,445.99	\$11.062 /MGal	\$0.18 / SqFt
Totals:		7,968,077 KBtu	113.09	\$224,957.13		

Energy



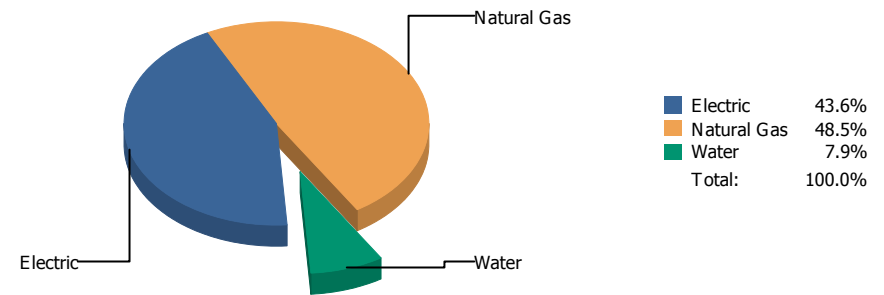
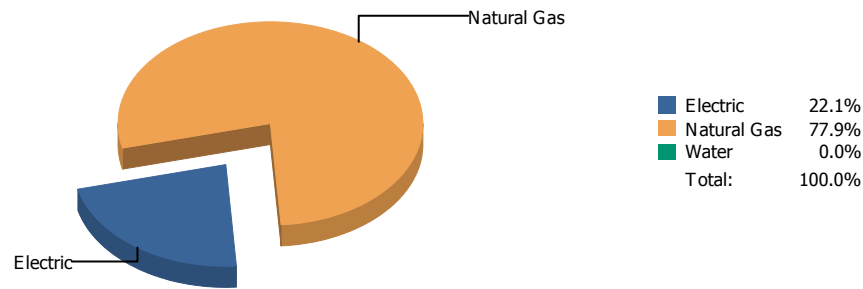
Cost



Commodity	Common Use	Energy Use	Energy Use per Area	Total Cost	Cost / Unit	Cost/Area
Place: [BCPSS040] Heritage High Sch # 425/The REACH! PartnerSch#341 [BUILDING]						
Area: 485,622 SqFt						
Billing Period between Jul 2013 and Jun 2014						
ELECTRIC	3,873,600.00 kWh	13,220,597 KBtu	27.22	\$378,316.89	\$0.098 /kWh	\$0.78 / SqFt
NATURALGAS	195,267.00 THERM	19,526,700 KBtu	40.21	\$224,149.39	\$1.148 /THERM	\$0.46 / SqFt
WATER	14,620.87 MGal	KBtu		\$125,646.04	\$8.594 /MGal	\$0.26 / SqFt
Totals:		32,747,297 KBtu	67.43	\$728,112.32		

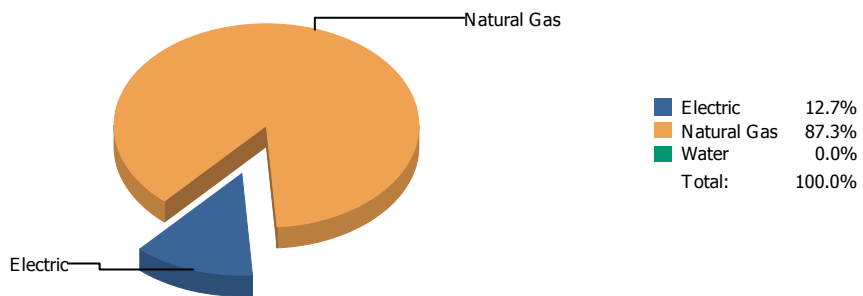
Energy

Cost

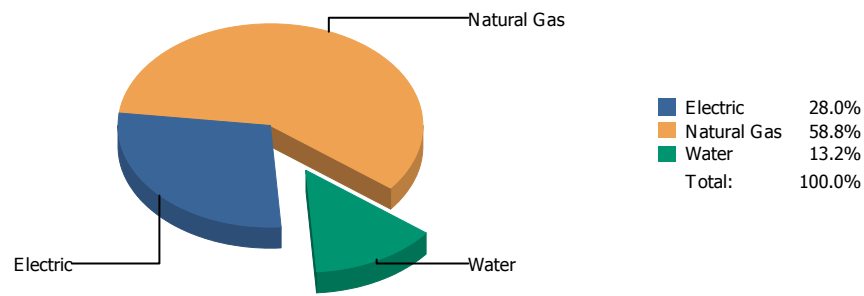


Commodity	Common Use	Energy Use	Energy Use per Area	Total Cost	Cost / Unit	Cost/Area
Place: [BCPSS041] City Neighbors Hamilton #346/City Neighbors H#376 [BUILDING]						
Area: 117,445 SqFt						
Billing Period between Jul 2013 and Jun 2014						
ELECTRIC	618,000.00 kWh	2,109,234 KBtu	17.96	\$70,983.66	\$0.115 /kWh	\$0.60 / SqFt
NATURALGAS	74,150.00 THERM	7,415,000 KBtu	63.14	\$78,820.09	\$1.063 /THERM	\$0.67 / SqFt
WATER	751.84 MGal	KBtu		\$12,823.02	\$17.056 /MGal	\$0.11 / SqFt
Totals:		9,524,234 KBtu	81.10	\$162,626.77		

Energy

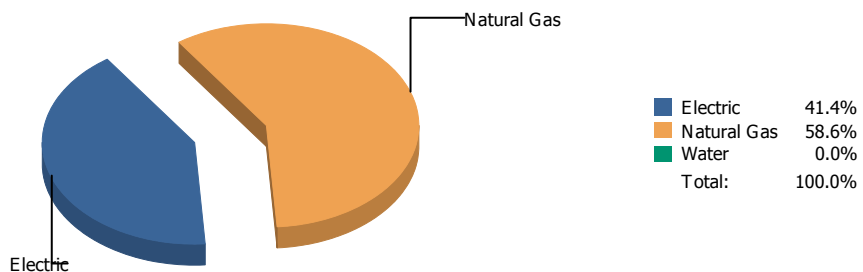


Cost

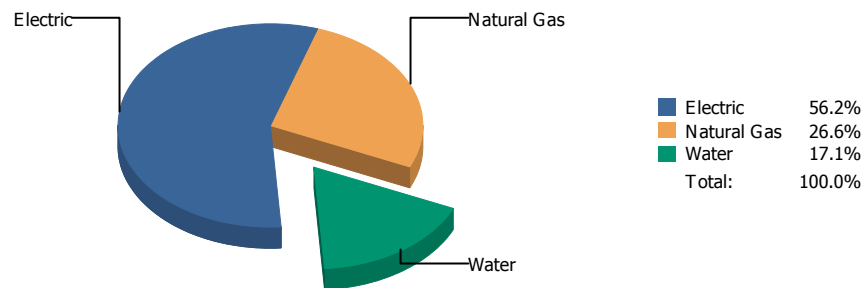


Commodity	Common Use	Energy Use	Energy Use per Area	Total Cost	Cost / Unit	Cost/Area
Place: [BCPSS042] Garrison Middle [BUILDING]						
Area: 137,817 SqFt						
Billing Period between Jul 2013 and Jun 2014						
ELECTRIC	300,102.00 kWh	1,024,248 KBtu	7.43	\$38,955.28	\$0.130 /kWh	\$0.28 / SqFt
NATURALGAS	70,354.00 THERM	7,035,400 KBtu	51.05	\$81,874.44	\$1.164 /THERM	\$0.59 / SqFt
WATER	1,194.72 MGal	KBtu		\$18,420.05	\$15.418 /MGal	\$0.13 / SqFt
Totals:		8,059,648 KBtu	58.48	\$139,249.77		

Energy

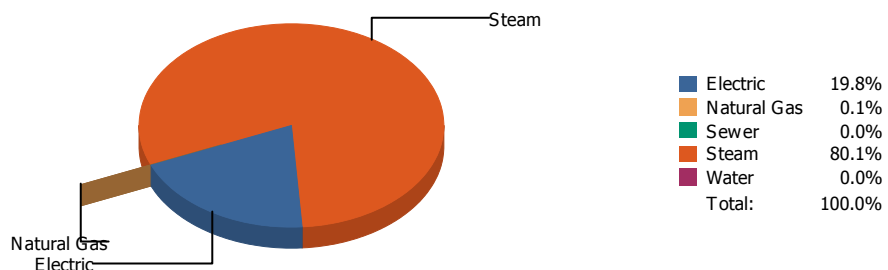


Cost

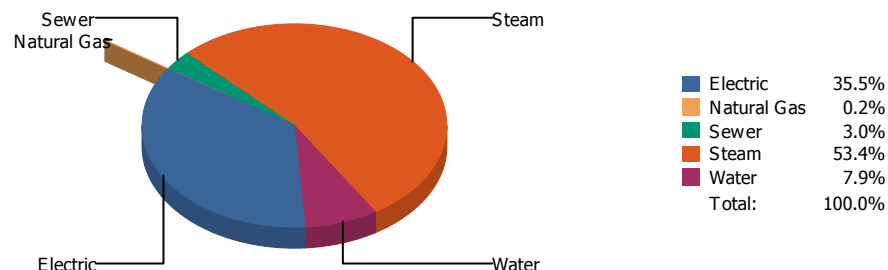


Commodity	Common Use	Energy Use	Energy Use per Area	Total Cost	Cost / Unit	Cost/Area
Place: [BCPSS044] Montebello Elementary Jr. Academy [BUILDING]						
Area: 84,153 SqFt						
Billing Period between Jul 2013 and Jun 2014						
ELECTRIC	902,300.00 kWh	3,079,550 KBtu	36.59	\$101,314.51	\$0.112 /kWh	\$1.20 / SqFt
NATURALGAS	43,670.00 THERM	4,367,000 KBtu	51.89	\$47,978.59	\$1.099 /THERM	\$0.57 / SqFt
WATER	3,411.34 MGal	KBtu		\$30,878.84	\$9.052 /MGal	\$0.37 / SqFt
Totals:		7,446,550 KBtu	88.49	\$180,171.94		

Energy



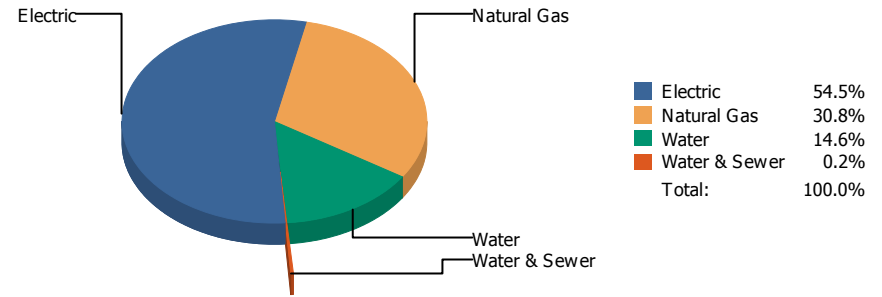
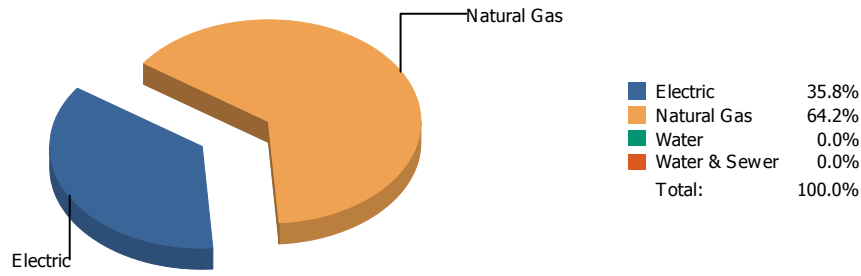
Cost



Commodity	Common Use	Energy Use	Energy Use per Area	Total Cost	Cost / Unit	Cost/Area
Place: [BCPSS045] Federal Hill Preparatory [BUILDING]						
Area: 70,385 SqFt						
Billing Period between Jul 2013 and Jun 2014						
ELECTRIC	968,300.00 kWh	3,304,808 KBtu	46.95	\$108,189.10	\$0.112 /kWh	\$1.54 / SqFt
NATURALGAS	99.00 THERM	9,900 KBtu	0.14	\$571.26	\$5.770 /THERM	\$0.01 / SqFt
SEWER	0.00 MGal	KBtu		\$9,224.42	\$0.000 /MGal	\$0.13 / SqFt
STEAM	11,634.10 MLB	13,379,215 KBtu	190.09	\$163,015.22	\$14.012 /MLB	\$2.32 / SqFt
WATER	2,319.11 MGal	KBtu		\$24,048.27	\$10.370 /MGal	\$0.34 / SqFt
Totals:		16,693,923 KBtu	237.18	\$305,048.27		

Energy

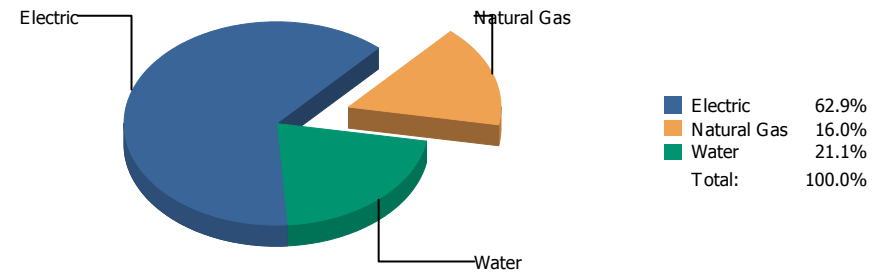
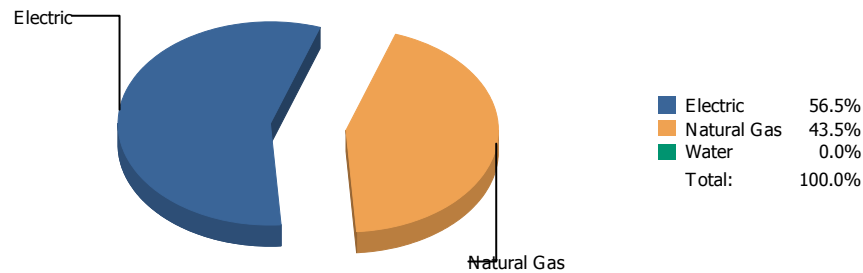
Cost



Commodity	Common Use	Energy Use	Energy Use per Area	Total Cost	Cost / Unit	Cost/Area
Place: [BCPSS046] Baltimore IT Academy # 378 [BUILDING]						
Area: 163,207 SqFt						
Billing Period between Jul 2013 and Jun 2014						
ELECTRIC	993,240.00 kWh	3,389,928 KBtu	20.77	\$116,098.13	\$0.117 /kWh	\$0.71 / SqFt
NATURALGAS	60,790.00 THERM	6,079,000 KBtu	37.25	\$65,529.35	\$1.078 /THERM	\$0.40 / SqFt
WATER	261.84 MGal	KBtu		\$31,077.98	\$118.693 /MGal	\$0.19 / SqFt
WATERSEWER	0.00 MGal	KBtu		\$346.74	\$0.000 /MGal	\$0.00 / SqFt
Totals:		9,468,928 KBtu	58.02	\$213,052.20		

Energy

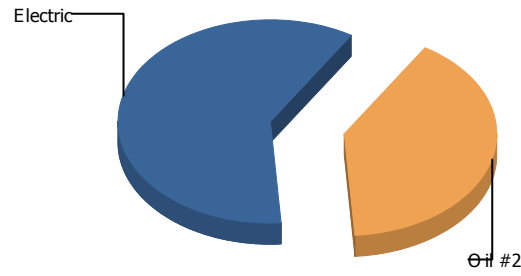
Cost



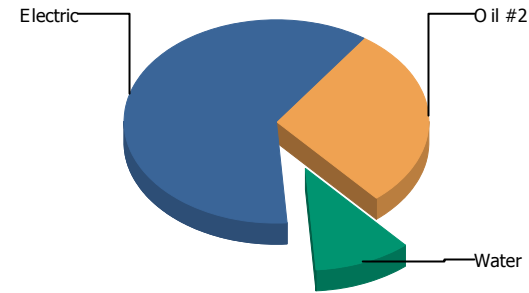
Commodity	Common Use	Energy Use	Energy Use per Area	Total Cost	Cost / Unit	Cost/Area
Place: [BCPSS047] Hampstead Hill Academy(K-6) [BUILDING]						
Area: 58,113 SqFt						
Billing Period between Jul 2013 and Jun 2014						
ELECTRIC	757,500.00 kWh	2,585,348 KBtu	44.49	\$87,162.86	\$0.115 /kWh	\$1.50 / SqFt
NATURALGAS	19,888.00 THERM	1,988,800 KBtu	34.22	\$22,191.72	\$1.116 /THERM	\$0.38 / SqFt
WATER	1,054.07 MGal	KBtu		\$29,295.44	\$27.793 /MGal	\$0.50 / SqFt
Totals:		4,574,148 KBtu	78.71	\$138,650.02		

Energy

Cost



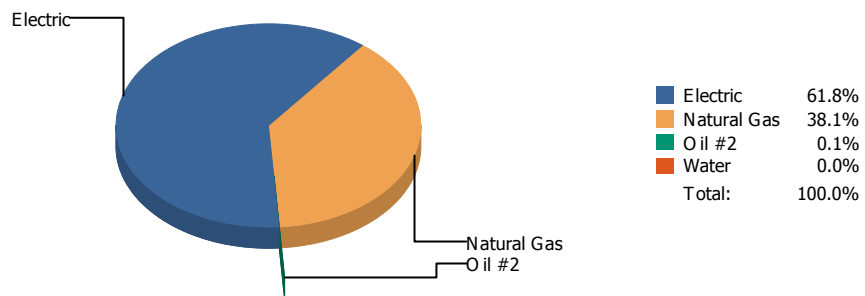
■ Electric 60.1%
■ Oil #2 39.9%
■ Water 0.0%
 Total: 100.0%



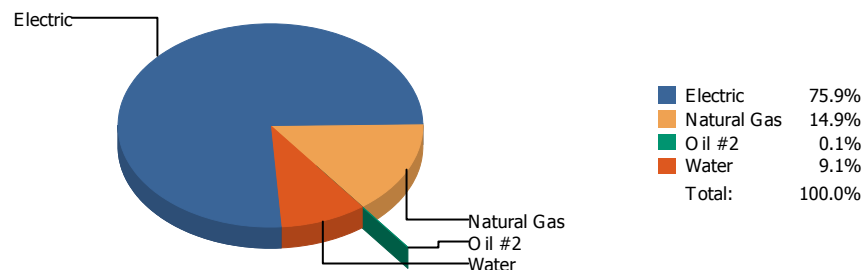
■ Electric 60.9%
■ Oil #2 28.9%
■ Water 10.2%
 Total: 100.0%

Commodity	Common Use	Energy Use	Energy Use per Area	Total Cost	Cost / Unit	Cost/Area
Place: [BCPSS049] Northeast Middle [BUILDING]						
Area: 114,900 SqFt						
Billing Period between Jul 2013 and Jun 2014						
ELECTRIC	1,680,900.00 kWh	5,736,912 KBtu	49.93	\$188,804.89	\$0.112 /kWh	\$1.64 / SqFt
OIL2	27,466.00 Gal	3,809,260 KBtu	33.15	\$89,564.85	\$3.261 /Gal	\$0.78 / SqFt
WATER	766.05 MGal	KBtu		\$31,591.60	\$41.239 /MGal	\$0.27 / SqFt
Totals:		9,546,171 KBtu	83.08	\$309,961.34		

Energy

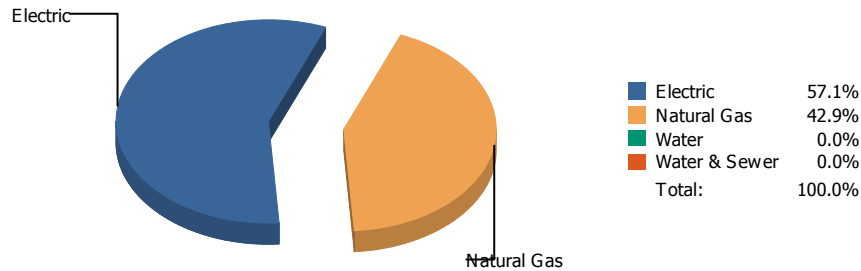


Cost

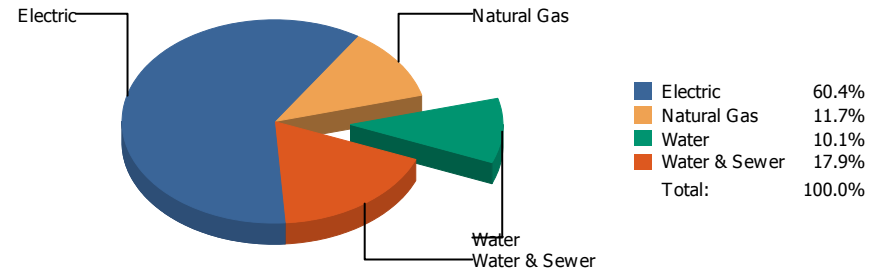


Commodity	Common Use	Energy Use	Energy Use per Area	Total Cost	Cost / Unit	Cost/Area
Place: [BCPSS050] Abbottston Elem # 50/Stadium School Middle # 15 [BUILDING]						
Area: 65,762 SqFt						
Billing Period between Jul 2013 and Jun 2014						
ELECTRIC	1,550,100.00 kWh	5,290,491 KBtu	80.45	\$172,621.17	\$0.111 /kWh	\$2.62 / SqFt
NATURALGAS	32,668.00 THERM	3,266,800 KBtu	49.68	\$33,889.62	\$1.037 /THERM	\$0.52 / SqFt
OIL2	60.00 Gal	8,321 KBtu	0.13	\$320.91	\$5.349 /Gal	\$0.00 / SqFt
WATER	274.55 MGal	KBtu		\$20,609.08	\$75.064 /MGal	\$0.31 / SqFt
Totals:		8,565,613 KBtu	130.25	\$227,440.78		

Energy

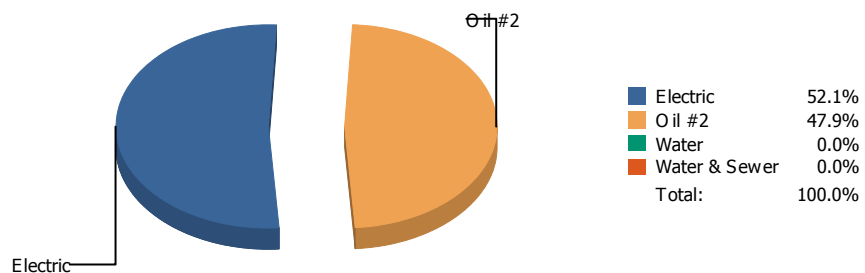


Cost

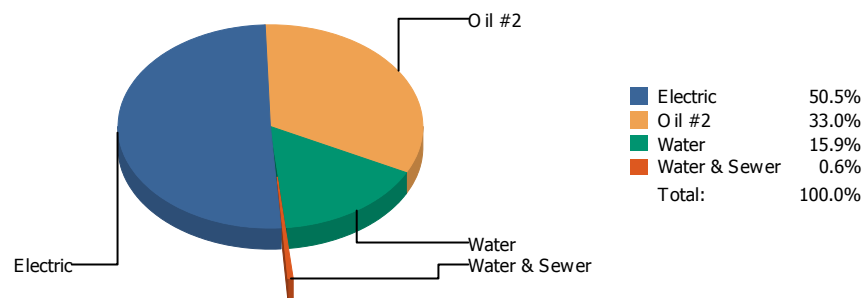


Commodity	Common Use	Energy Use	Energy Use per Area	Total Cost	Cost / Unit	Cost/Area
Place: [BCPSS051] Waverly Elementary/Middle(PreK-7) [BUILDING]						
Area: 144,000 SqFt						
Billing Period between Jul 2013 and Jun 2014						
ELECTRIC	875,000.00 kWh	2,986,375 KBtu	20.74	\$98,582.76	\$0.113 /kWh	\$0.68 / SqFt
NATURALGAS	22,413.00 THERM	2,241,300 KBtu	15.56	\$19,066.78	\$0.851 /THERM	\$0.13 / SqFt
WATER	1,707.91 MGal	KBtu		\$16,486.25	\$9.653 /MGal	\$0.11 / SqFt
WATERSEWER	2,803.88 MGal	KBtu		\$29,192.77	\$10.412 /MGal	\$0.20 / SqFt
Totals:		5,227,675 KBtu	36.30	\$163,328.56		

Energy

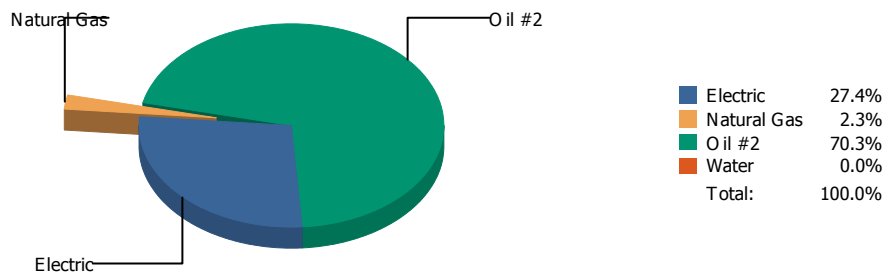


Cost

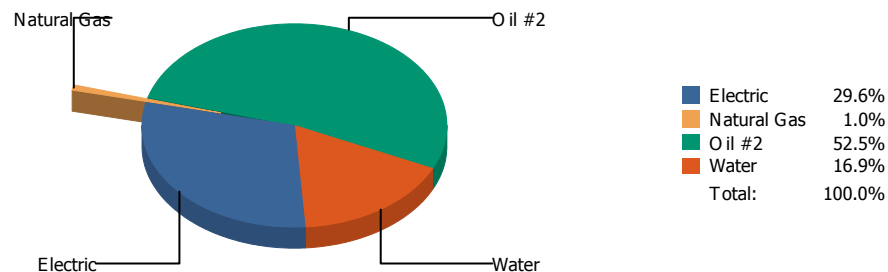


Commodity	Common Use	Energy Use	Energy Use per Area	Total Cost	Cost / Unit	Cost/Area
Place: [BCPSS053] Margaret Brent Elementary [BUILDING]						
Area: 47,626 SqFt						
Billing Period between Jul 2013 and Jun 2014						
ELECTRIC	494,304.00 kWh	1,687,060 KBtu	35.42	\$57,212.39	\$0.116 /kWh	\$1.20 / SqFt
OIL2	11,194.00 Gal	1,552,496 KBtu	32.60	\$37,355.11	\$3.337 /Gal	\$0.78 / SqFt
WATER	0.00 MGal	KBtu		\$18,010.30	\$0.000 /MGal	\$0.38 / SqFt
WATERSEWER	0.00 MGal	KBtu		\$710.38	\$0.000 /MGal	\$0.01 / SqFt
Totals:		3,239,555 KBtu	68.02	\$113,288.18		

Energy

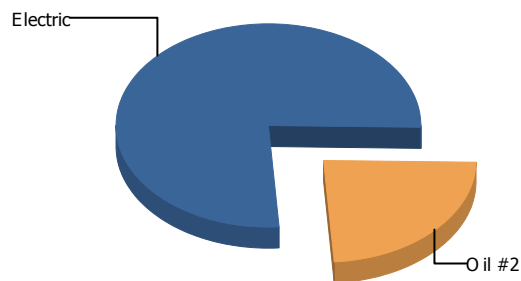


Cost



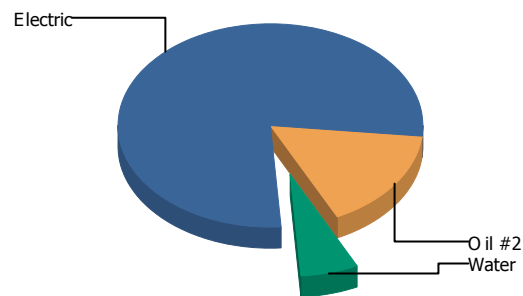
Commodity	Common Use	Energy Use	Energy Use per Area	Total Cost	Cost / Unit	Cost/Area
Place: [BCPSS054] Barclay Elementary/Middle(PreK-8) [BUILDING]						
Area: 71,385 SqFt						
Billing Period between Jul 2013 and Jun 2014						
ELECTRIC	350,500.00 kWh	1,196,257 KBtu	16.76	\$41,349.32	\$0.118 /kWh	\$0.58 / SqFt
NATURALGAS	996.00 THERM	99,600 KBtu	1.40	\$1,348.36	\$1.354 /THERM	\$0.02 / SqFt
OIL2	22,165.00 Gal	3,074,064 KBtu	43.06	\$73,384.00	\$3.311 /Gal	\$1.03 / SqFt
WATER	2,589.92 MGal	KBtu		\$23,590.28	\$9.108 /MGal	\$0.33 / SqFt
Totals:		4,369,920 KBtu	61.22	\$139,671.96		

Energy



■ Electric 76.4%
■ Oil #2 23.6%
■ Water 0.0%
 Total: 100.0%

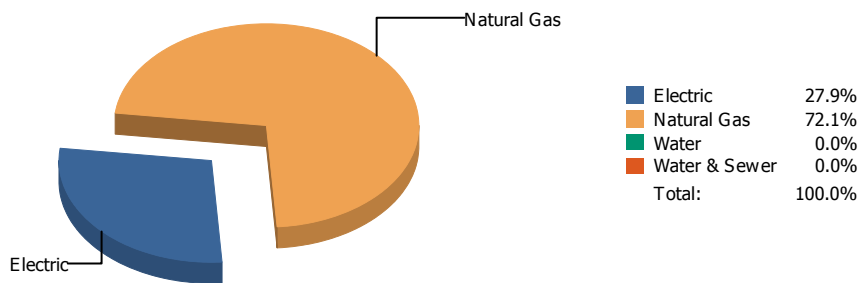
Cost



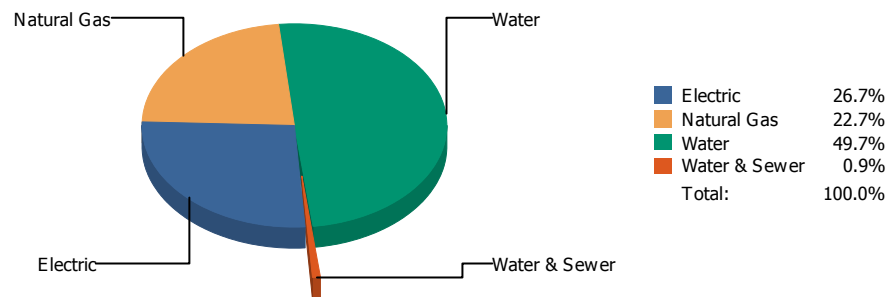
■ Electric 77.7%
■ Oil #2 16.1%
■ Water 6.1%
 Total: 100.0%

Commodity	Common Use	Energy Use	Energy Use per Area	Total Cost	Cost / Unit	Cost/Area
Place: [BCPSS055] Hampden Elem/Middle [BUILDING]						
Area: 64,760 SqFt						
Billing Period between Jul 2013 and Jun 2014						
ELECTRIC	927,600.00 kWh	3,165,899 KBtu	48.89	\$106,464.59	\$0.115 /kWh	\$1.64 / SqFt
OIL2	7,032.00 Gal	975,268 KBtu	15.06	\$22,071.10	\$3.139 /Gal	\$0.34 / SqFt
WATER	0.00 MGal	KBtu		\$8,415.70	\$0.000 /MGal	\$0.13 / SqFt
Totals:		4,141,167 KBtu	63.95	\$136,951.39		

Energy

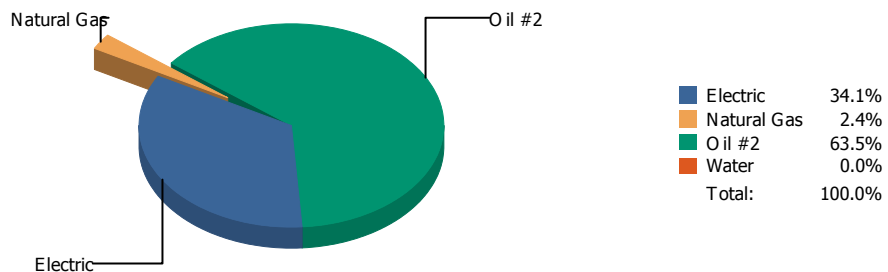


Cost

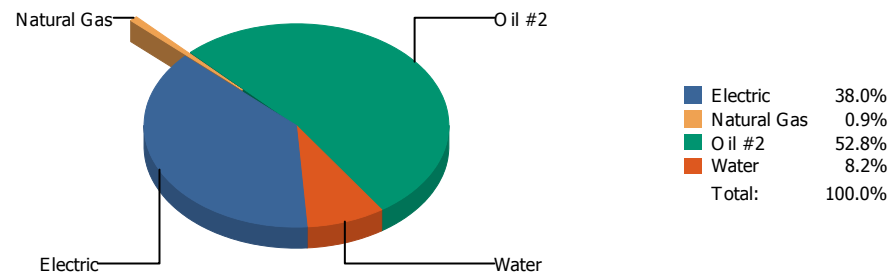


Commodity	Common Use	Energy Use	Energy Use per Area	Total Cost	Cost / Unit	Cost/Area
Place: [BCPSS056] Academy for College & Career exploration High #427 [BUILDING]						
Area: 120,830 SqFt						
Billing Period between Jul 2013 and Jun 2014						
ELECTRIC	756,600.00 kWh	2,582,276 KBtu	21.37	\$86,272.91	\$0.114 /kWh	\$0.71 / SqFt
NATURALGAS	66,661.00 THERM	6,666,100 KBtu	55.17	\$73,433.33	\$1.102 /THERM	\$0.61 / SqFt
WATER	18,219.23 MGal	KBtu		\$160,389.25	\$8.803 /MGal	\$1.33 / SqFt
WATERSEWER	59.10 MGal	KBtu		\$2,858.90	\$48.374 /MGal	\$0.02 / SqFt
Totals:		9,248,376 KBtu	76.54	\$322,954.39		

Energy

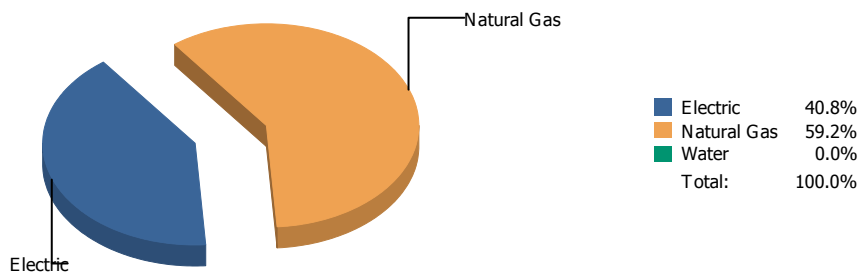


Cost

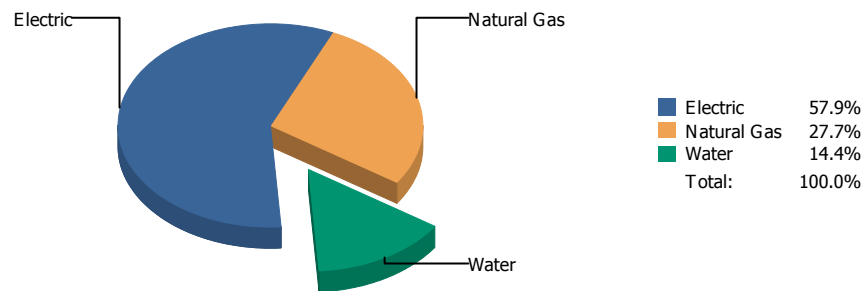


Commodity	Common Use	Energy Use	Energy Use per Area	Total Cost	Cost / Unit	Cost/Area
Place: [BCPSS057] Living Classrooms Foun-Crossroads M # 323 [BUILDING]						
Area: 202,000 SqFt						
Billing Period between Jul 2013 and Jun 2014						
ELECTRIC	890,852.00 kWh	3,040,478 KBtu	15.05	\$98,887.81	\$0.111 /kWh	\$0.49 / SqFt
NATURALGAS	2,134.00 THERM	213,400 KBtu	1.06	\$2,413.56	\$1.131 /THERM	\$0.01 / SqFt
OIL2	40,749.00 Gal	5,651,479 KBtu	27.98	\$137,312.90	\$3.370 /Gal	\$0.68 / SqFt
WATER	1,381.74 MGal	KBtu		\$21,399.84	\$15.488 /MGal	\$0.11 / SqFt
Totals:		8,905,357 KBtu	44.09	\$260,014.11		

Energy

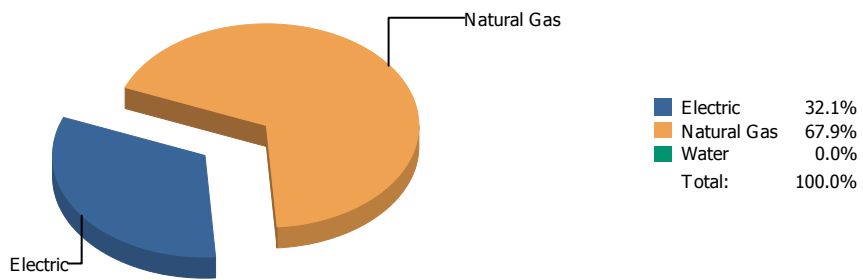


Cost

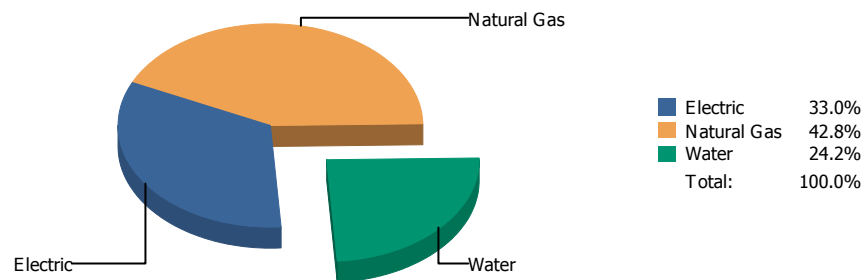


Commodity	Common Use	Energy Use	Energy Use per Area	Total Cost	Cost / Unit	Cost/Area
Place: [BCPSS058] Dr Nathan A Pitts AshburtonElem/Middle (PreK-8) [BUILDING]						
Area: 82,493 SqFt						
Billing Period between Jul 2013 and Jun 2014						
ELECTRIC	647,400.00 kWh	2,209,576 KBtu	26.79	\$74,689.96	\$0.115 /kWh	\$0.91 / SqFt
NATURALGAS	32,057.00 THERM	3,205,700 KBtu	38.86	\$35,721.74	\$1.114 /THERM	\$0.43 / SqFt
WATER	731.64 MGal	KBtu		\$18,570.84	\$25.382 /MGal	\$0.23 / SqFt
Totals:		5,415,276 KBtu	65.65	\$128,982.54		

Energy

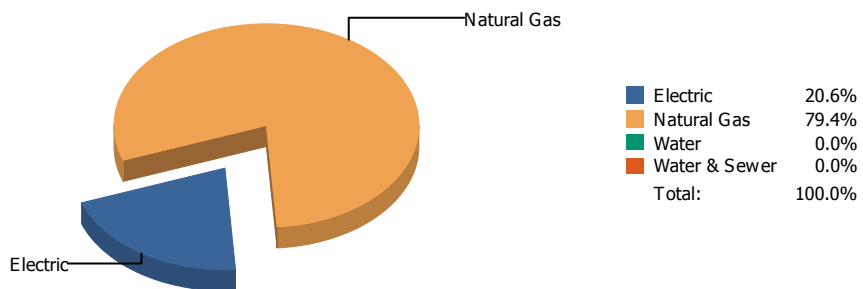


Cost

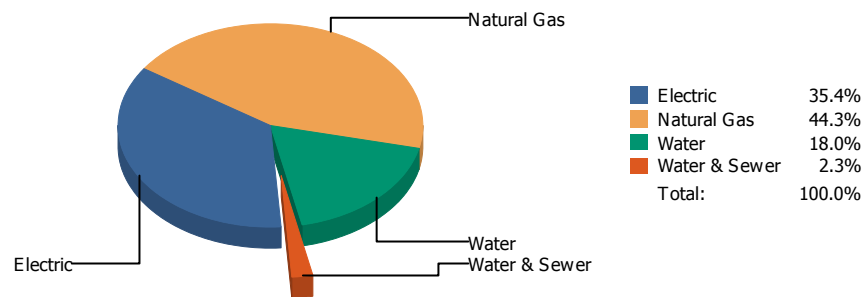


Commodity	Common Use	Energy Use	Energy Use per Area	Total Cost	Cost / Unit	Cost/Area
Place: [BCPSS060] Gwynns Falls Elementary [BUILDING]						
Area: 67,986 SqFt						
Billing Period between Jul 2013 and Jun 2014						
ELECTRIC	804,100.00 kWh	2,744,393 KBtu	40.37	\$48,157.63	\$0.060 /kWh	\$0.71 / SqFt
NATURALGAS	57,956.00 THERM	5,795,600 KBtu	85.25	\$62,368.20	\$1.076 /THERM	\$0.92 / SqFt
WATER	3,242.27 MGal	KBtu		\$35,320.94	\$10.894 /MGal	\$0.52 / SqFt
Totals:		8,539,993 KBtu	125.61	\$145,846.77		

Energy

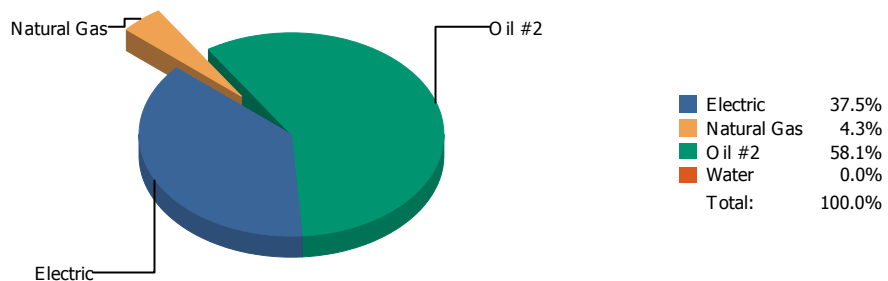


Cost

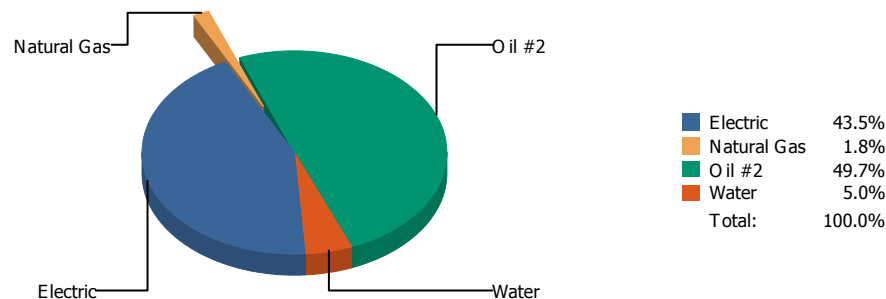


Commodity	Common Use	Energy Use	Energy Use per Area	Total Cost	Cost / Unit	Cost/Area
Place: [BCPSS061] John Eager Howard Elementary [BUILDING]						
Area: 71,509 SqFt						
Billing Period between Jul 2013 and Jun 2014						
ELECTRIC	301,000.00 kWh	1,027,313 KBtu	14.37	\$35,513.44	\$0.118 /kWh	\$0.50 / SqFt
NATURALGAS	39,641.00 THERM	3,964,100 KBtu	55.43	\$44,360.91	\$1.119 /THERM	\$0.62 / SqFt
WATER	537.88 MGal	KBtu		\$18,025.36	\$33.512 /MGal	\$0.25 / SqFt
WATERSEWER	0.00 MGal	KBtu		\$2,294.01	\$0.000 /MGal	\$0.03 / SqFt
Totals:		4,991,413 KBtu	69.80	\$100,193.72		

Energy

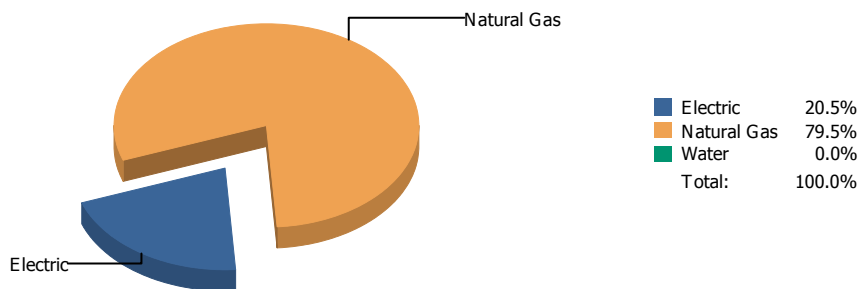


Cost

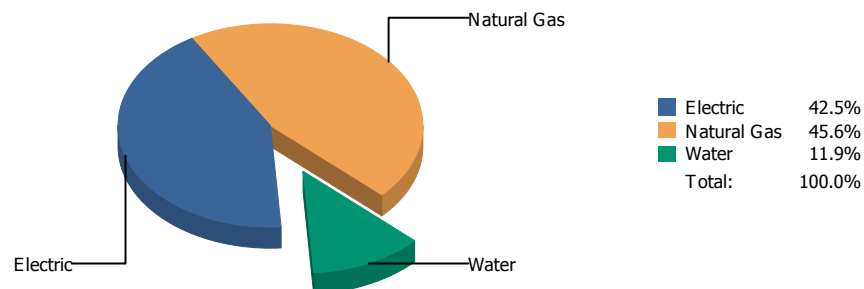


Commodity	Common Use	Energy Use	Energy Use per Area	Total Cost	Cost / Unit	Cost/Area
Place: [BCPSS062] Edgcombe Circle Elementary [BUILDING]						
Area: 62,988 SqFt						
Billing Period between Jul 2013 and Jun 2014						
ELECTRIC	884,039.00 kWh	3,017,225 KBtu	47.90	\$92,749.76	\$0.105 /kWh	\$1.47 / SqFt
NATURALGAS	3,496.00 THERM	349,600 KBtu	5.55	\$3,876.00	\$1.109 /THERM	\$0.06 / SqFt
OIL2	33,689.00 Gal	4,672,327 KBtu	74.18	\$105,905.35	\$3.144 /Gal	\$1.68 / SqFt
WATER	756.33 MGal	KBtu		\$10,746.73	\$14.209 /MGal	\$0.17 / SqFt
Totals:		8,039,153 KBtu	127.63	\$213,277.84		

Energy

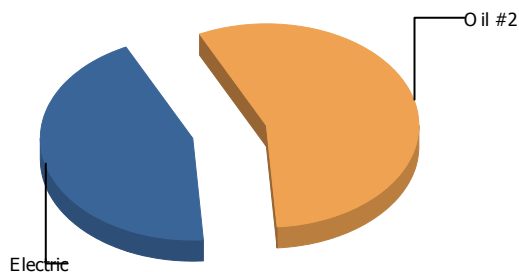


Cost



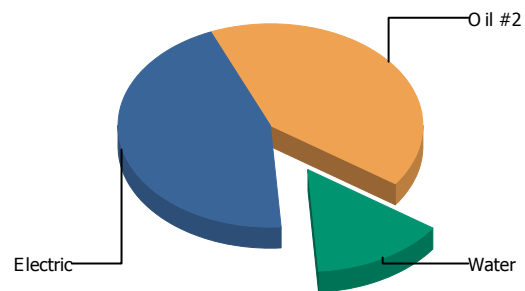
Commodity	Common Use	Energy Use	Energy Use per Area	Total Cost	Cost / Unit	Cost/Area
Place: [BCPSS063] Rosemont Elementary (PreK-5) [BUILDING]						
Area: 78,500 SqFt						
Billing Period between Jul 2013 and Jun 2014						
ELECTRIC	576,800.00 kWh	1,968,618 KBtu	25.08	\$66,450.13	\$0.115 /kWh	\$0.85 / SqFt
NATURALGAS	76,196.00 THERM	7,619,600 KBtu	97.06	\$71,195.59	\$0.934 /THERM	\$0.91 / SqFt
WATER	767.55 MGal	KBtu		\$18,580.44	\$24.207 /MGal	\$0.24 / SqFt
Totals:		9,588,218 KBtu	122.14	\$156,226.16		

Energy



■ Electric 44.0%
■ Oil #2 56.0%
■ Water 0.0%
 Total: 100.0%

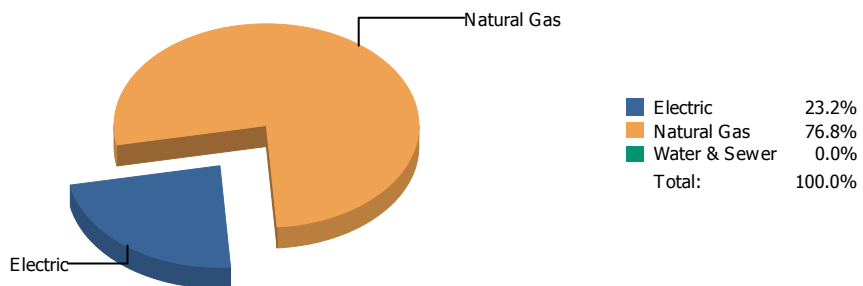
Cost



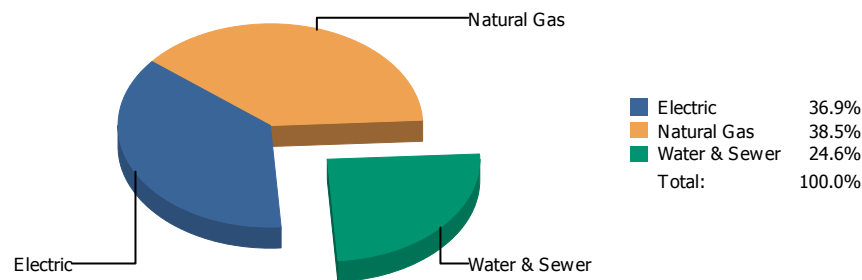
■ Electric 44.8%
■ Oil #2 41.0%
■ Water 14.2%
 Total: 100.0%

Commodity	Common Use	Energy Use	Energy Use per Area	Total Cost	Cost / Unit	Cost/Area
Place: [BCPSS064] Liberty Elementary [BUILDING]						
Area: 76,337 SqFt						
Billing Period between Jul 2013 and Jun 2014						
ELECTRIC	875,127.00 kWh	2,986,808 KBtu	39.13	\$100,482.66	\$0.115 /kWh	\$1.32 / SqFt
OIL2	27,403.40 Gal	3,800,578 KBtu	49.79	\$91,909.08	\$3.354 /Gal	\$1.20 / SqFt
WATER	1,714.65 MGal	KBtu		\$31,743.90	\$18.513 /MGal	\$0.42 / SqFt
Totals:		6,787,386 KBtu	88.91	\$224,135.64		

Energy

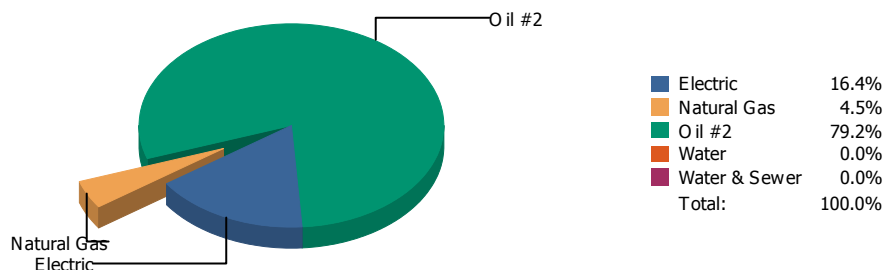


Cost

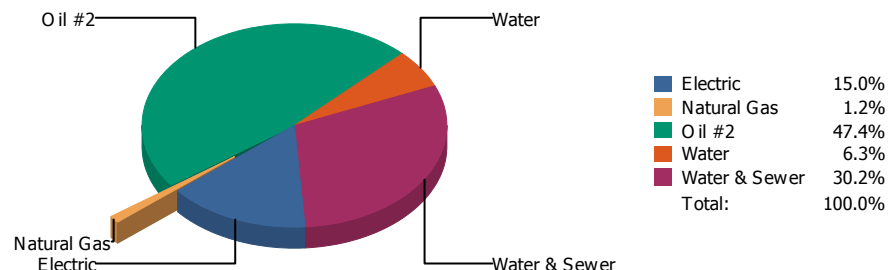


Commodity	Common Use	Energy Use	Energy Use per Area	Total Cost	Cost / Unit	Cost/Area
Place: [BCPSS066] Mt. Royal Elementary/Middle (K-8) [BUILDING]						
Area: 112,020 SqFt						
Billing Period between Jul 2013 and Jun 2014						
ELECTRIC	444,480.00 kWh	1,517,010 KBtu	13.54	\$51,676.13	\$0.116 /kWh	\$0.46 / SqFt
NATURALGAS	50,323.00 THERM	5,032,300 KBtu	44.92	\$53,949.17	\$1.072 /THERM	\$0.48 / SqFt
WATERSEWER	3,780.90 MGal	KBtu		\$34,465.68	\$9.116 /MGal	\$0.31 / SqFt
Totals:		6,549,310 KBtu	58.47	\$140,090.98		

Energy



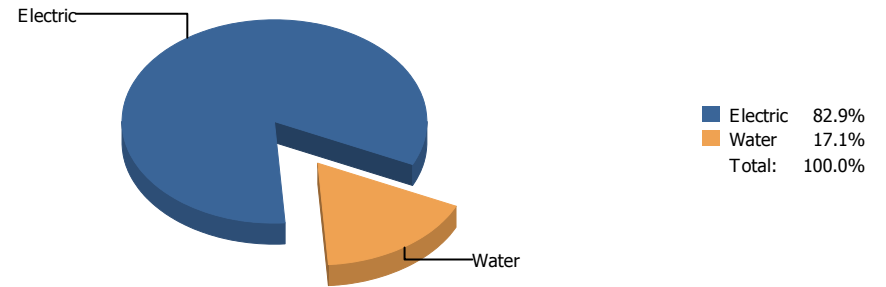
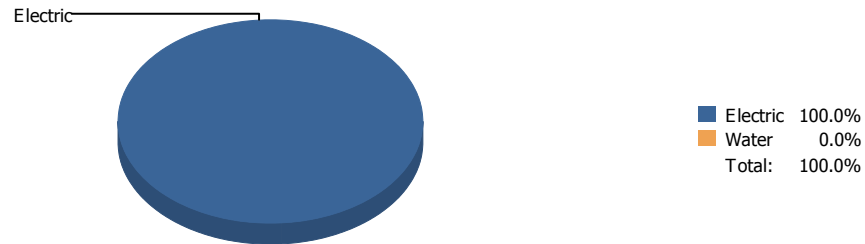
Cost



Commodity	Common Use	Energy Use	Energy Use per Area	Total Cost	Cost / Unit	Cost/Area
Place: [BCPSS067] Edgewood Elementary [BUILDING]						
Area: 66,199 SqFt						
Billing Period between Jul 2013 and Jun 2014						
ELECTRIC	237,200.00 kWh	809,564 KBtu	12.23	\$29,381.55	\$0.124 /kWh	\$0.44 / SqFt
NATURALGAS	2,207.00 THERM	220,700 KBtu	3.33	\$2,350.26	\$1.065 /THERM	\$0.04 / SqFt
OIL2	28,201.00 Gal	3,911,197 KBtu	59.08	\$92,959.66	\$3.296 /Gal	\$1.40 / SqFt
WATER	1,089.98 MGal	KBtu		\$12,398.51	\$11.375 /MGal	\$0.19 / SqFt
WATERSEWER	5,182.09 MGal	KBtu		\$59,207.61	\$11.425 /MGal	\$0.89 / SqFt
Totals:		4,941,460 KBtu	74.65	\$196,297.59		

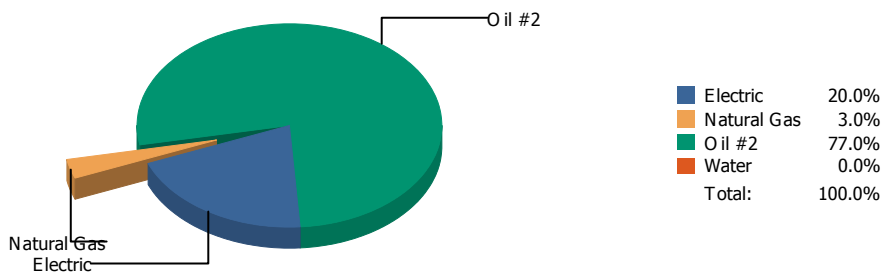
Energy

Cost

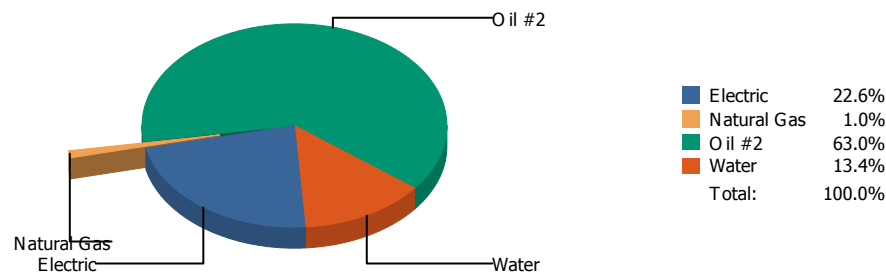


Commodity	Common Use	Energy Use	Energy Use per Area	Total Cost	Cost / Unit	Cost/Area
Place: [BCPSS073] Sarah M. Roach Elementary [BUILDING]						
Area: 44,874 SqFt						
Billing Period between Jul 2013 and Jun 2014						
ELECTRIC	785,987.00 kWh	2,682,574 KBtu	59.78	\$89,490.66	\$0.114 /kWh	\$1.99 / SqFt
WATER	282.78 MGal	KBtu		\$18,416.48	\$65.126 /MGal	\$0.41 / SqFt
Totals:		2,682,574 KBtu	59.78	\$107,907.14		

Energy

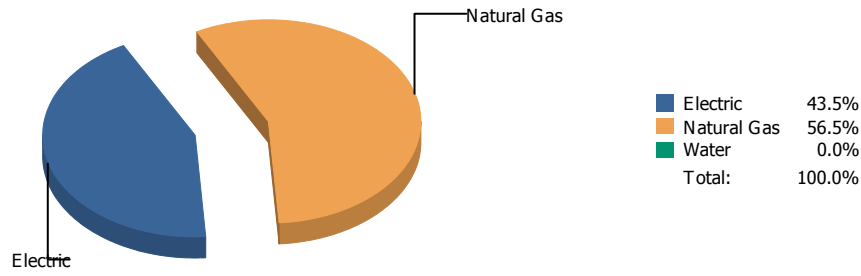


Cost

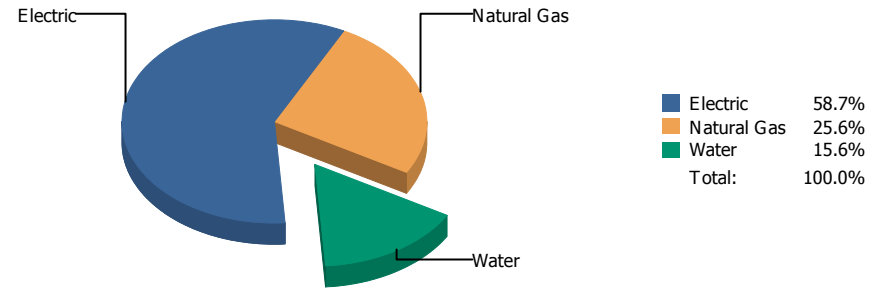


Commodity	Common Use	Energy Use	Energy Use per Area	Total Cost	Cost / Unit	Cost/Area
Place: [BCPSS075] Restart-Calverton Elem/Middle [BUILDING]						
Area: 269,870 SqFt						
Billing Period between Jul 2013 and Jun 2014						
ELECTRIC	997,920.00 kWh	3,405,901 KBtu	12.62	\$108,225.77	\$0.108 /kWh	\$0.40 / SqFt
NATURALGAS	5,076.00 THERM	507,600 KBtu	1.88	\$4,853.29	\$0.956 /THERM	\$0.02 / SqFt
OIL2	94,635.00 Gal	13,124,928 KBtu	48.63	\$301,239.05	\$3.183 /Gal	\$1.12 / SqFt
WATER	4,086.12 MGal	KBtu		\$63,943.95	\$15.649 /MGal	\$0.24 / SqFt
Totals:		17,038,429 KBtu	63.14	\$478,262.06		

Energy

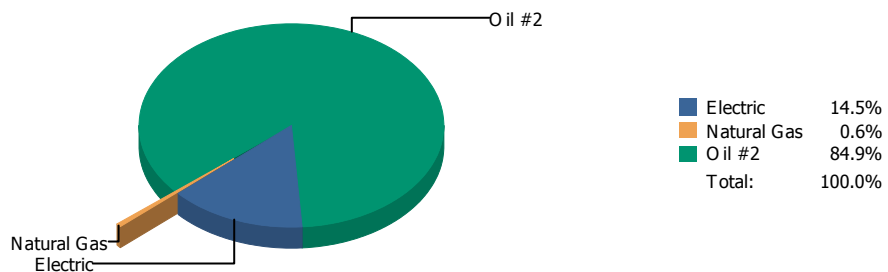


Cost

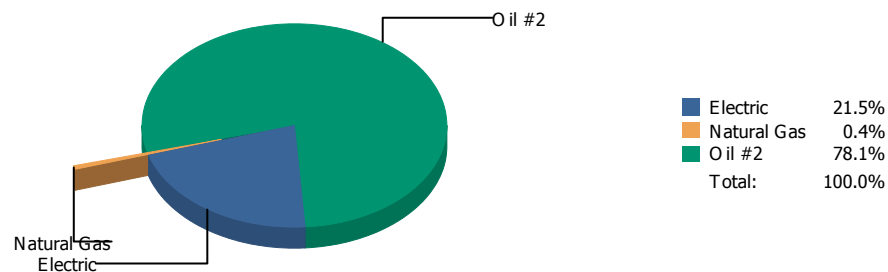


Commodity	Common Use	Energy Use	Energy Use per Area	Total Cost	Cost / Unit	Cost/Area
Place: [BCPSS076] Francis Scott KeyTechnology Magnet School [BUILDING]						
Area: 99,971 SqFt						
Billing Period between Jul 2013 and Jun 2014						
ELECTRIC	772,166.00 kWh	2,635,403 KBtu	26.36	\$89,147.25	\$0.115 /kWh	\$0.89 / SqFt
NATURALGAS	34,281.00 THERM	3,428,100 KBtu	34.29	\$38,922.37	\$1.135 /THERM	\$0.39 / SqFt
WATER	2,514.36 MGal	KBtu		\$23,731.48	\$9.438 /MGal	\$0.24 / SqFt
Totals:		6,063,503 KBtu	60.65	\$151,801.10		

Energy

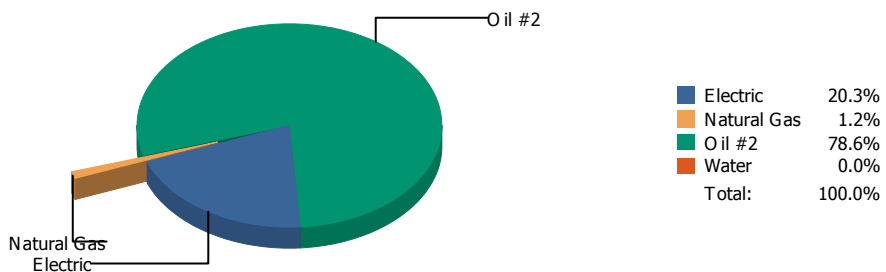


Cost

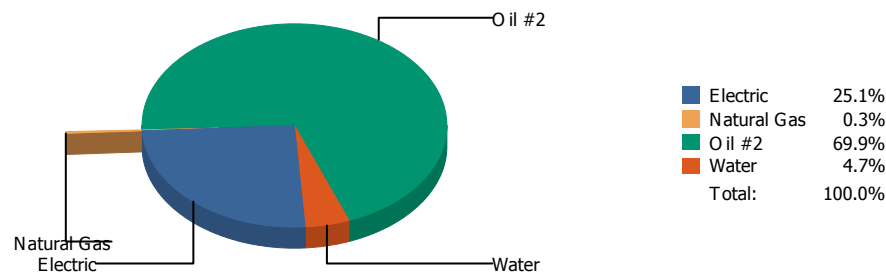


Commodity	Common Use	Energy Use	Energy Use per Area	Total Cost	Cost / Unit	Cost/Area
Place: [BCPSS079] ConneXions M/H # 325/MD Acdy of Tech & Health #331 [BUILDING]						
Area: 196,346 SqFt						
Billing Period between Jul 2013 and Jun 2014						
ELECTRIC	478,500.00 kWh	1,633,121 KBtu	8.32	\$60,367.82	\$0.126 /kWh	\$0.31 / SqFt
NATURALGAS	680.00 THERM	68,000 KBtu	0.35	\$1,017.81	\$1.497 /THERM	\$0.01 / SqFt
OIL2	68,936.00 Gal	9,560,734 KBtu	48.69	\$219,549.00	\$3.185 /Gal	\$1.12 / SqFt
Totals:		11,261,854 KBtu	57.36	\$280,934.63		

Energy



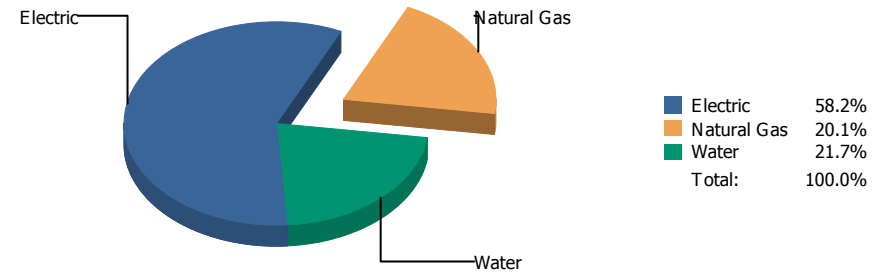
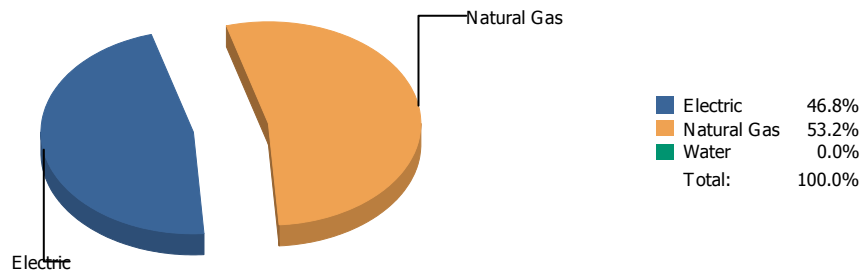
Cost



Commodity	Common Use	Energy Use	Energy Use per Area	Total Cost	Cost / Unit	Cost/Area
Place: [BCPSS080] KASA Middle/High #342 & Green Sch # 377 [BUILDING]						
Area: 244,681 SqFt						
Billing Period between Jul 2013 and Jun 2014						
ELECTRIC	905,940.00 kWh	3,091,973 KBtu	12.64	\$97,945.55	\$0.108 /kWh	\$0.40 / SqFt
NATURALGAS	1,797.00 THERM	179,700 KBtu	0.73	\$1,071.19	\$0.596 /THERM	\$0.00 / SqFt
OIL2	86,471.00 Gal	11,992,663 KBtu	49.01	\$272,072.11	\$3.146 /Gal	\$1.11 / SqFt
WATER	951.58 MGal	KBtu		\$18,416.48	\$19.354 /MGal	\$0.08 / SqFt
Totals:		15,264,336 KBtu	62.38	\$389,505.33		

Energy

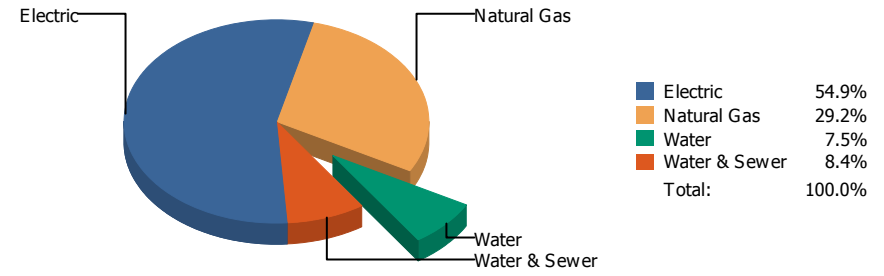
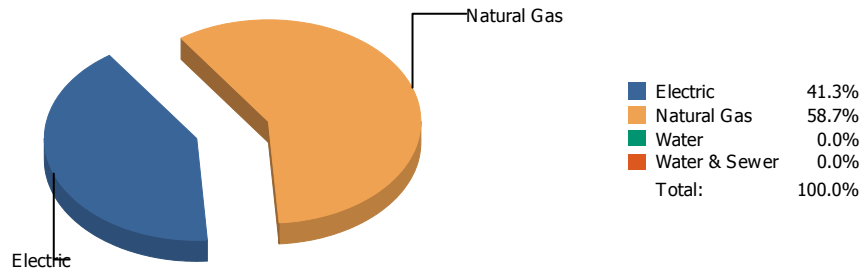
Cost



Commodity	Common Use	Energy Use	Energy Use per Area	Total Cost	Cost / Unit	Cost/Area
Place: [BCPSS081] North Bend Elementary [BUILDING]						
Area: 77,152 SqFt						
Billing Period between Jul 2013 and Jun 2014						
ELECTRIC	725,469.00 kWh	2,476,026 KBtu	32.09	\$83,820.86	\$0.116 /kWh	\$1.09 / SqFt
NATURALGAS	28,192.00 THERM	2,819,200 KBtu	36.54	\$29,007.73	\$1.029 /THERM	\$0.38 / SqFt
WATER	1,344.34 MGal	KBtu		\$31,266.67	\$23.258 /MGal	\$0.41 / SqFt
Totals:		5,295,226 KBtu	68.63	\$144,095.26		

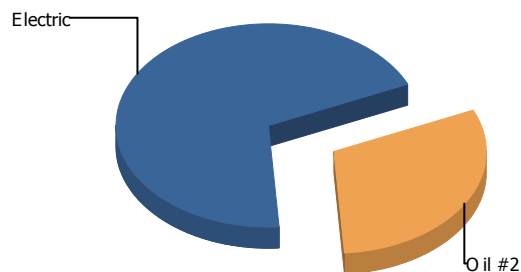
Energy

Cost



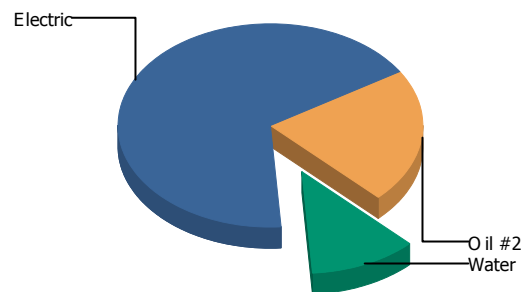
Commodity	Common Use	Energy Use	Energy Use per Area	Total Cost	Cost / Unit	Cost/Area
Place: [BCPSS082] Kipp Ujjima # 324/Kipp Harmony #347 [BUILDING]						
Area: 330,844 SqFt						
Billing Period between Jul 2013 and Jun 2014						
ELECTRIC	3,553,463.00 kWh	12,127,969 KBtu	36.66	\$351,340.35	\$0.099 /kWh	\$1.06 / SqFt
NATURALGAS	172,722.00 THERM	17,272,200 KBtu	52.21	\$186,866.24	\$1.082 /THERM	\$0.56 / SqFt
WATER	2,019.12 MGal	KBtu		\$48,087.29	\$23.816 /MGal	\$0.15 / SqFt
WATERSEWER	5,044.44 MGal	KBtu		\$53,901.67	\$10.685 /MGal	\$0.16 / SqFt
Totals:		29,400,169 KBtu	88.86	\$640,195.55		

Energy



■ Electric 69.4%
■ Oil #2 30.6%
■ Water 0.0%
 Total: 100.0%

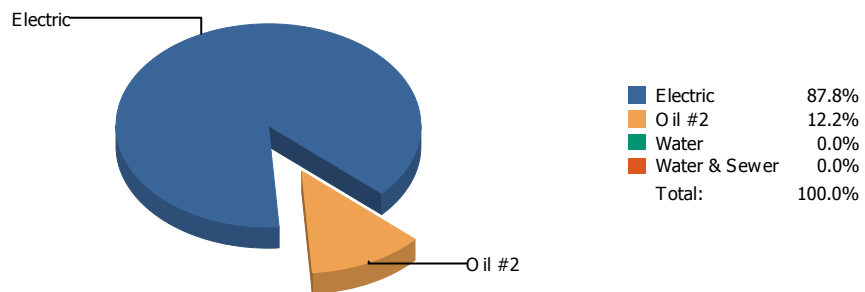
Cost



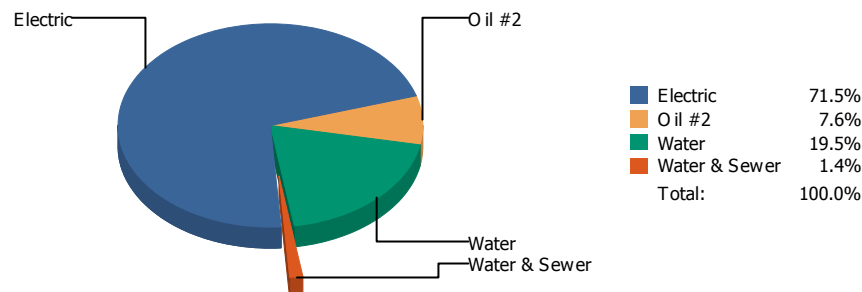
■ Electric 67.3%
■ Oil #2 21.4%
■ Water 11.3%
 Total: 100.0%

Commodity	Common Use	Energy Use	Energy Use per Area	Total Cost	Cost / Unit	Cost/Area
Place: [BCPSS083] William Paca Elementary (PreK-5) [BUILDING]						
Area: 72,300 SqFt						
Billing Period between Jul 2013 and Jun 2014						
ELECTRIC	870,600.00 kWh	2,971,358 KBtu	41.10	\$101,429.79	\$0.117 /kWh	\$1.40 / SqFt
OIL2	9,456.30 Gal	1,311,494 KBtu	18.14	\$32,180.74	\$3.403 /Gal	\$0.45 / SqFt
WATER	1,720.63 MGal	KBtu		\$17,096.32	\$9.936 /MGal	\$0.24 / SqFt
Totals:		4,282,852 KBtu	59.24	\$150,706.85		

Energy

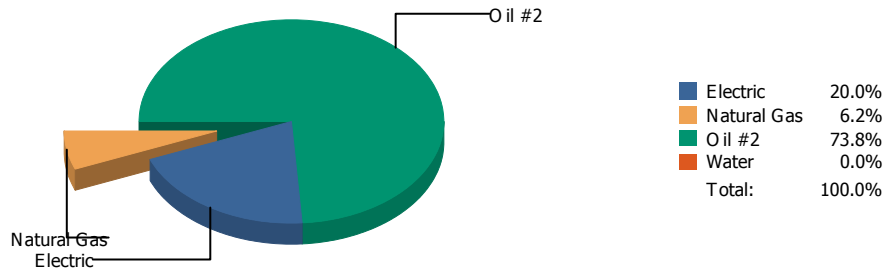


Cost

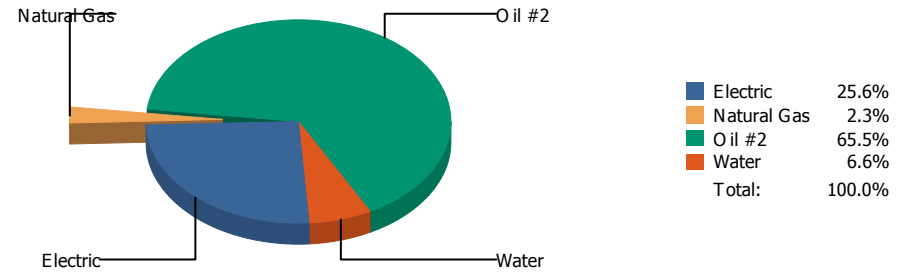


Commodity	Common Use	Energy Use	Energy Use per Area	Total Cost	Cost / Unit	Cost/Area
Place: [BCPSS084] Thomas Johnson Elementary [BUILDING]						
Area: 68,850 SqFt						
Billing Period between Jul 2013 and Jun 2014						
ELECTRIC	1,054,144.00 kWh	3,597,793 KBtu	52.26	\$119,989.73	\$0.114 /kWh	\$1.74 / SqFt
OIL2	3,600.00 Gal	499,284 KBtu	7.25	\$12,759.47	\$3.544 /Gal	\$0.19 / SqFt
WATER	2,368.48 MGal	KBtu		\$32,762.17	\$13.833 /MGal	\$0.48 / SqFt
WATERSEWER	0.00 MGal	KBtu		\$2,294.81	\$0.000 /MGal	\$0.03 / SqFt
Totals:		4,097,077 KBtu	59.51	\$167,806.18		

Energy

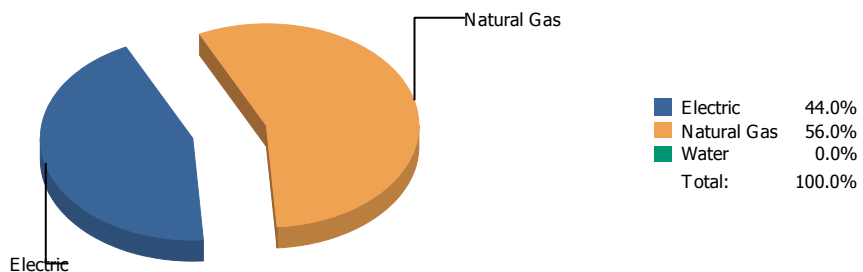


Cost

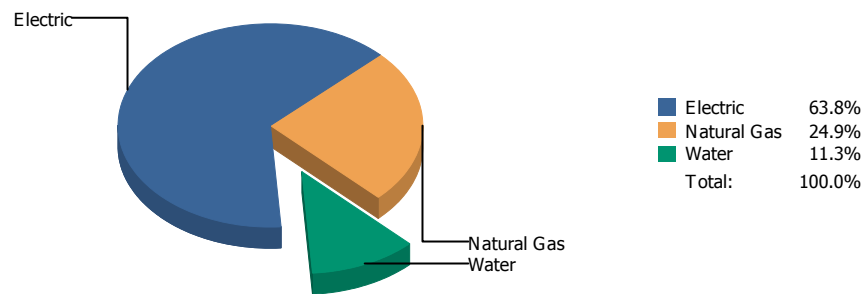


Commodity	Common Use	Energy Use	Energy Use per Area	Total Cost	Cost / Unit	Cost/Area
Place: [BCPSS085] Fort Worthington Elementary [BUILDING]						
Area: 75,427 SqFt						
Billing Period between Jul 2013 and Jun 2014						
ELECTRIC	282,240.00 kWh	963,285 KBtu	12.77	\$34,112.67	\$0.121 /kWh	\$0.45 / SqFt
NATURALGAS	2,971.00 THERM	297,100 KBtu	3.94	\$3,120.72	\$1.050 /THERM	\$0.04 / SqFt
OIL2	25,619.00 Gal	3,553,099 KBtu	47.11	\$87,258.16	\$3.406 /Gal	\$1.16 / SqFt
WATER	717.43 MGal	KBtu		\$8,824.46	\$12.300 /MGal	\$0.12 / SqFt
Totals:		4,813,484 KBtu	63.82	\$133,316.01		

Energy

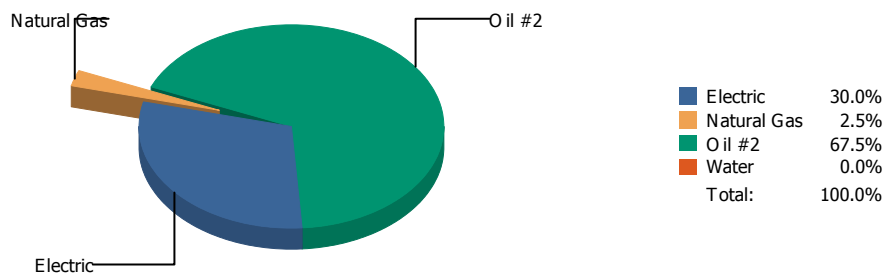


Cost

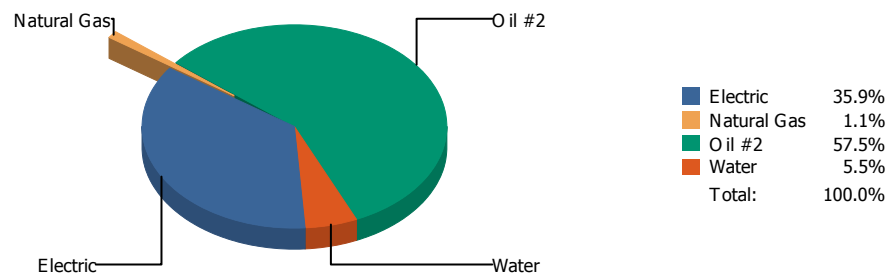


Commodity	Common Use	Energy Use	Energy Use per Area	Total Cost	Cost / Unit	Cost/Area
Place: [BCPSS086] Lakewood Elementary [BUILDING]						
Area: 24,794 SqFt						
Billing Period between Jul 2013 and Jun 2014						
ELECTRIC	230,500.00 kWh	786,697 KBtu	31.73	\$27,548.13	\$0.120 /kWh	\$1.11 / SqFt
NATURALGAS	10,010.00 THERM	1,001,000 KBtu	40.37	\$10,768.48	\$1.076 /THERM	\$0.43 / SqFt
WATER	160.84 MGal	KBtu		\$4,886.28	\$30.379 /MGal	\$0.20 / SqFt
Totals:		1,787,697 KBtu	72.10	\$43,202.89		

Energy

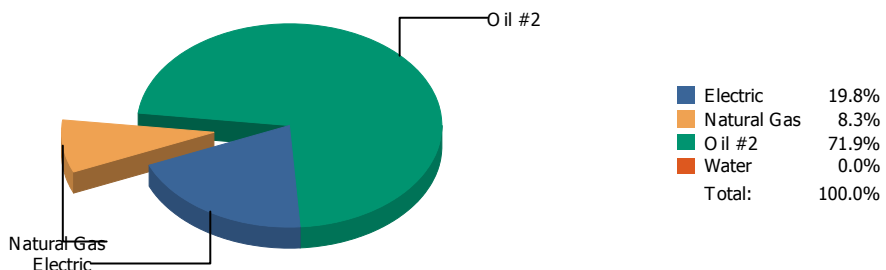


Cost

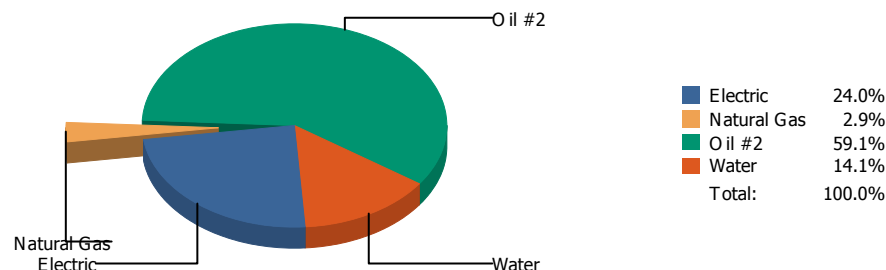


Commodity	Common Use	Energy Use	Energy Use per Area	Total Cost	Cost / Unit	Cost/Area
Place: [BCPSS087] Windsor Hills Elementary [BUILDING]						
Area: 60,400 SqFt						
Billing Period between Jul 2013 and Jun 2014						
ELECTRIC	468,400.00 kWh	1,598,649 KBtu	26.47	\$54,718.49	\$0.117 /kWh	\$0.91 / SqFt
NATURALGAS	1,358.00 THERM	135,800 KBtu	2.25	\$1,696.13	\$1.249 /THERM	\$0.03 / SqFt
OIL2	25,921.20 Gal	3,595,011 KBtu	59.52	\$87,460.06	\$3.374 /Gal	\$1.45 / SqFt
WATER	620.17 MGal	KBtu		\$8,353.65	\$13.470 /MGal	\$0.14 / SqFt
Totals:		5,329,460 KBtu	88.24	\$152,228.33		

Energy



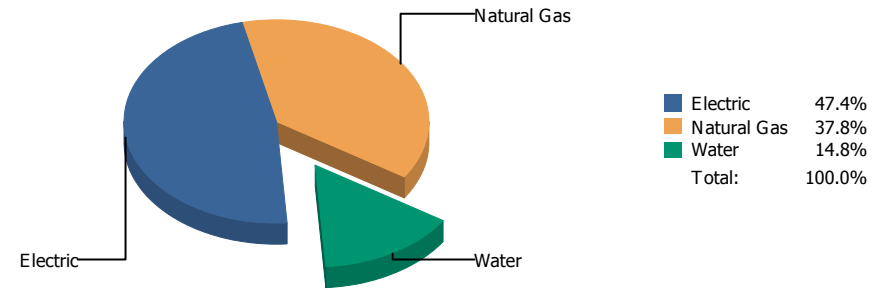
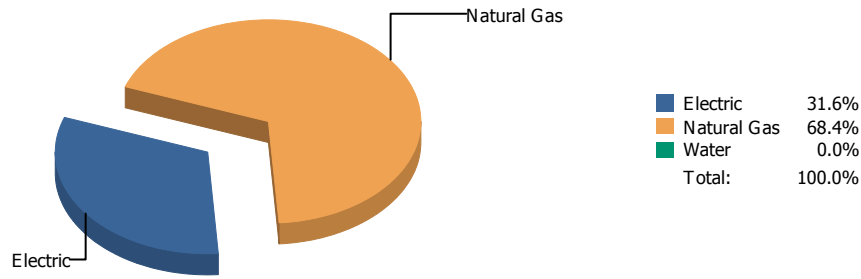
Cost



Commodity	Common Use	Energy Use	Energy Use per Area	Total Cost	Cost / Unit	Cost/Area
Place: [BCPSS088] Lyndhurst Elementary [BUILDING]						
Area: 56,582 SqFt						
Billing Period between Jul 2013 and Jun 2014						
ELECTRIC	262,600.00 kWh	896,254 KBtu	15.84	\$31,407.30	\$0.120 /kWh	\$0.56 / SqFt
NATURALGAS	3,736.00 THERM	373,600 KBtu	6.60	\$3,761.61	\$1.007 /THERM	\$0.07 / SqFt
OIL2	23,414.00 Gal	3,247,288 KBtu	57.39	\$77,406.30	\$3.306 /Gal	\$1.37 / SqFt
WATER	169.07 MGal	KBtu		\$18,425.06	\$108.978 /MGal	\$0.33 / SqFt
Totals:		4,517,141 KBtu	79.83	\$131,000.27		

Energy

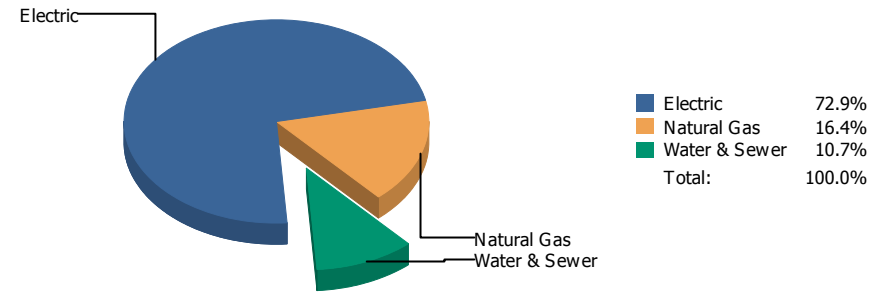
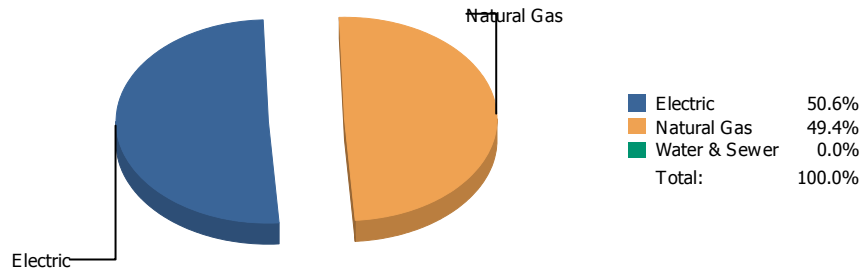
Cost



Commodity	Common Use	Energy Use	Energy Use per Area	Total Cost	Cost / Unit	Cost/Area
Place: [BCPSS089] Rognel Hghts Elem/Middle (K-8) [BUILDING]						
Area: 78,988 SqFt						
Billing Period between Jul 2013 and Jun 2014						
ELECTRIC	653,700.00 kWh	2,231,078 KBtu	28.25	\$75,657.72	\$0.116 /kWh	\$0.96 / SqFt
NATURALGAS	48,312.00 THERM	4,831,200 KBtu	61.16	\$60,364.37	\$1.249 /THERM	\$0.76 / SqFt
WATER	2,509.13 MGal	KBtu		\$23,588.34	\$9.401 /MGal	\$0.30 / SqFt
Totals:		7,062,278 KBtu	89.41	\$159,610.43		

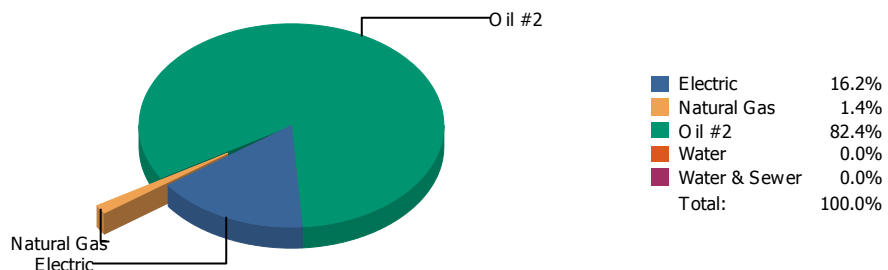
Energy

Cost

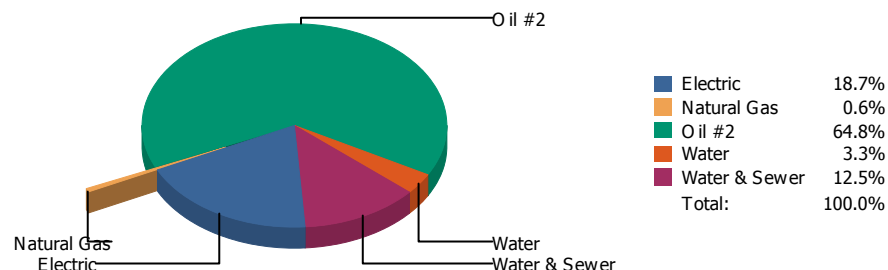


Commodity	Common Use	Energy Use	Energy Use per Area	Total Cost	Cost / Unit	Cost/Area
Place: [BCPSS093] NACA Freedom & Demo II # 349/Freindship Acad #339 [BUILDING]						
Area: 298,325 SqFt						
Billing Period between Jul 2013 and Jun 2014						
ELECTRIC	2,384,640.00 kWh	8,138,776 KBtu	27.28	\$236,876.82	\$0.099 /kWh	\$0.79 / SqFt
NATURALGAS	79,385.00 THERM	7,938,500 KBtu	26.61	\$53,433.37	\$0.673 /THERM	\$0.18 / SqFt
WATERSEWER	3,857.95 MGal	KBtu		\$34,626.05	\$8.975 /MGal	\$0.12 / SqFt
Totals:		16,077,276 KBtu	53.89	\$324,936.24		

Energy

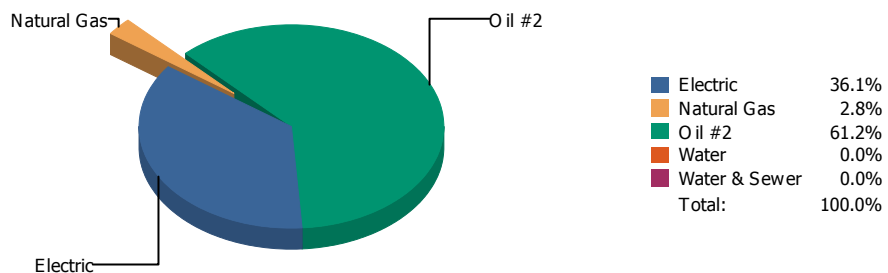


Cost

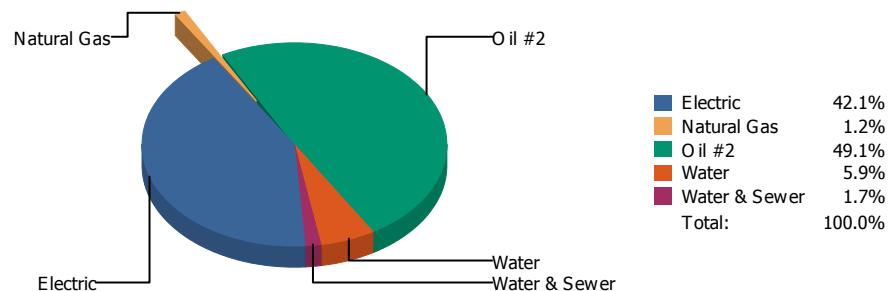


Commodity	Common Use	Energy Use	Energy Use per Area	Total Cost	Cost / Unit	Cost/Area
Place: [BCPSS095] Franklin Square Elem/Middle [BUILDING]						
Area: 71,937 SqFt						
Billing Period between Jul 2013 and Jun 2014						
ELECTRIC	403,900.00 kWh	1,378,511 KBtu	19.16	\$47,095.91	\$0.117 /kWh	\$0.65 / SqFt
NATURALGAS	1,172.00 THERM	117,200 KBtu	1.63	\$1,516.44	\$1.294 /THERM	\$0.02 / SqFt
OIL2	50,518.00 Gal	7,006,341 KBtu	97.40	\$162,685.20	\$3.220 /Gal	\$2.26 / SqFt
WATER	332.16 MGal	KBtu		\$8,383.98	\$25.241 /MGal	\$0.12 / SqFt
WATERSEWER	839.37 MGal	KBtu		\$31,500.53	\$37.529 /MGal	\$0.44 / SqFt
Totals:		8,502,052 KBtu	118.19	\$251,182.06		

Energy

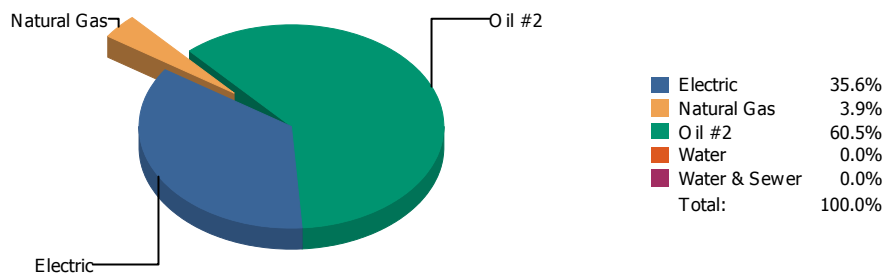


Cost

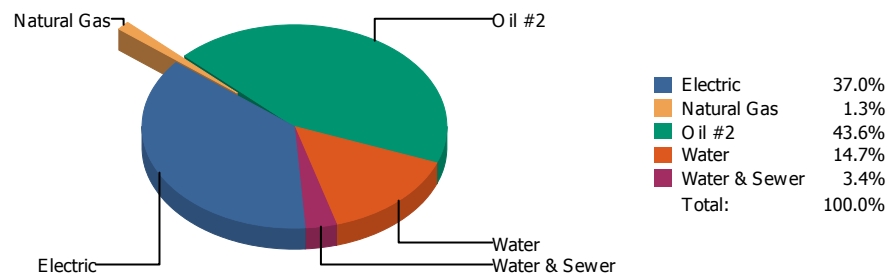


Commodity	Common Use	Energy Use	Energy Use per Area	Total Cost	Cost / Unit	Cost/Area
Place: [BCPSS097] Collington Square Elementary (K-8) [BUILDING]						
Area: 67,813 SqFt						
Billing Period between Jul 2013 and Jun 2014						
ELECTRIC	508,000.00 kWh	1,733,804 KBtu	25.57	\$58,879.06	\$0.116 /kWh	\$0.87 / SqFt
NATURALGAS	1,322.00 THERM	132,200 KBtu	1.95	\$1,646.97	\$1.246 /THERM	\$0.02 / SqFt
OIL2	21,200.00 Gal	2,940,228 KBtu	43.36	\$68,655.60	\$3.238 /Gal	\$1.01 / SqFt
WATER	550.60 MGal	KBtu		\$8,282.95	\$15.043 /MGal	\$0.12 / SqFt
WATERSEWER	18.70 MGal	KBtu		\$2,311.07	\$123.570 /MGal	\$0.03 / SqFt
Totals:		4,806,232 KBtu	70.87	\$139,775.65		

Energy



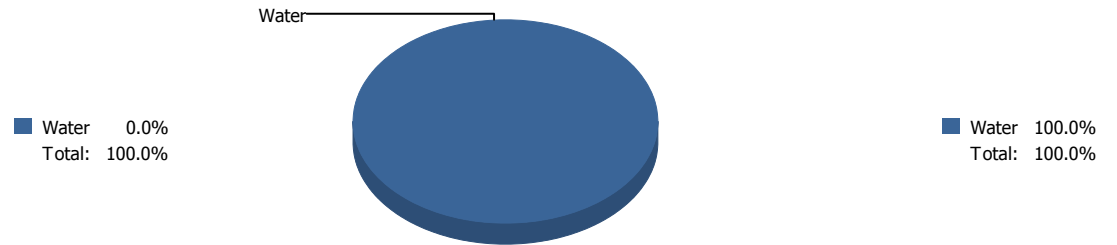
Cost



Commodity	Common Use	Energy Use	Energy Use per Area	Total Cost	Cost / Unit	Cost/Area
Place: [BCPSS098] Samuel F. B. Morse Elementary [BUILDING]						
Area: 63,205 SqFt						
Billing Period between Jul 2013 and Jun 2014						
ELECTRIC	650,800.00 kWh	2,221,180 KBtu	35.14	\$75,875.59	\$0.117 /kWh	\$1.20 / SqFt
NATURALGAS	2,400.00 THERM	240,000 KBtu	3.80	\$2,603.66	\$1.085 /THERM	\$0.04 / SqFt
OIL2	27,191.00 Gal	3,771,120 KBtu	59.66	\$89,581.85	\$3.295 /Gal	\$1.42 / SqFt
WATER	2,031.09 MGal	KBtu		\$30,229.61	\$14.883 /MGal	\$0.48 / SqFt
WATERSEWER	745.86 Kgal	KBtu		\$6,990.94	\$9.373 /Kgal	\$0.11 / SqFt
Totals:		6,232,300 KBtu	98.60	\$205,281.65		

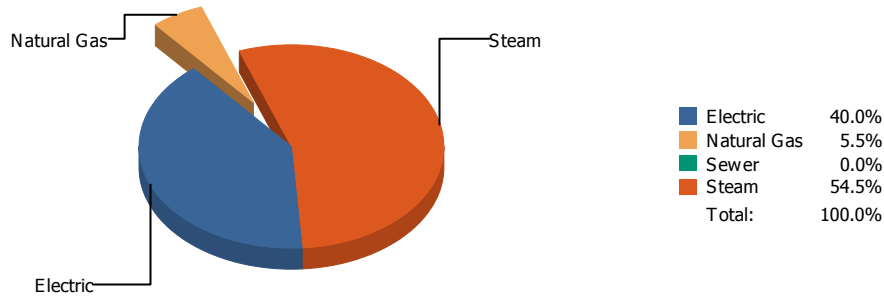
Energy

Cost

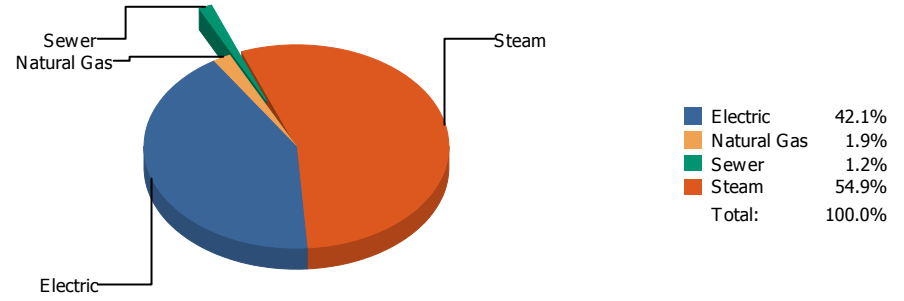


Commodity	Common Use	Energy Use	Energy Use per Area	Total Cost	Cost / Unit	Cost/Area
Place: [BCPSS101] East Baltimore Community # 368 [BUILDING]						
Area: 76,650 SqFt						
Billing Period between Jul 2013 and Jun 2014						
WATER	317.19 MGal	KBtu		\$4,988.55	\$15.727 /MGal	\$0.07 / SqFt
Totals:		0 KBtu	0.00	\$4,988.55		

Energy

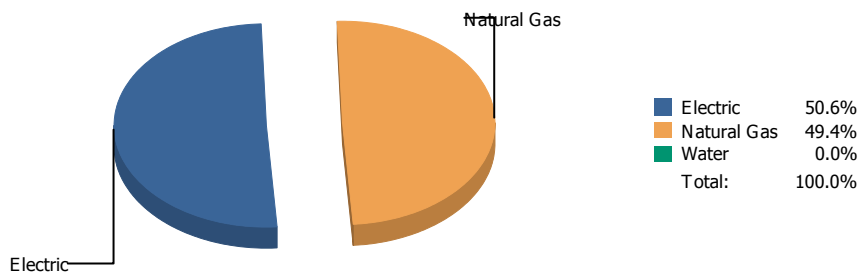


Cost

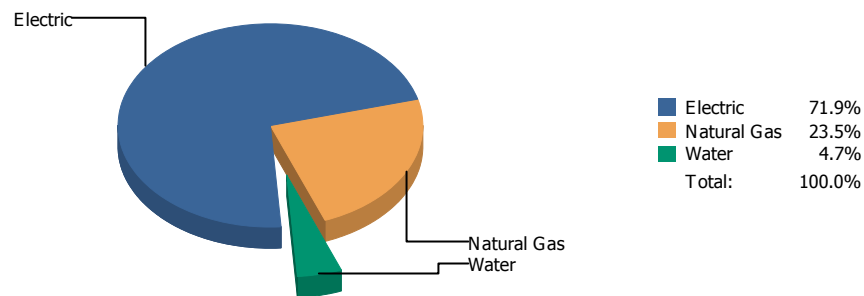


Commodity	Common Use	Energy Use	Energy Use per Area	Total Cost	Cost / Unit	Cost/Area
Place: [BCPSS102] Thomas G. Hayes Middle(NAF#421) [BUILDING]						
Area: 88,634 SqFt						
Billing Period between Jul 2013 and Jun 2014						
ELECTRIC	433,500.00 kWh	1,479,536 KBtu	16.69	\$50,481.61	\$0.116 /kWh	\$0.57 / SqFt
NATURALGAS	2,036.00 THERM	203,600 KBtu	2.30	\$2,283.91	\$1.122 /THERM	\$0.03 / SqFt
SEWER	0.00 MGal	KBtu		\$1,394.21	\$0.000 /MGal	\$0.02 / SqFt
STEAM	1,750.40 MLB	2,012,960 KBtu	22.71	\$65,804.70	\$37.594 /MLB	\$0.74 / SqFt
Totals:		3,696,096 KBtu	41.70	\$119,964.43		

Energy

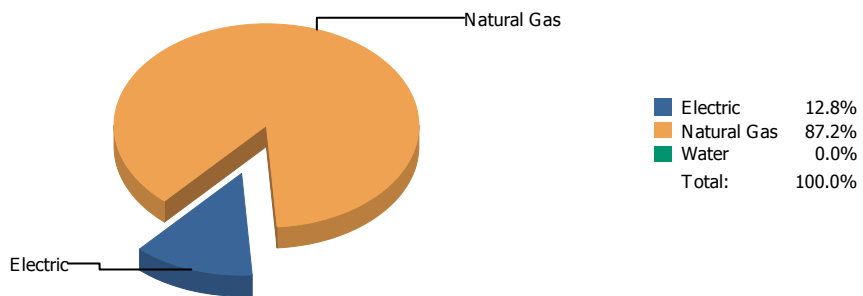


Cost

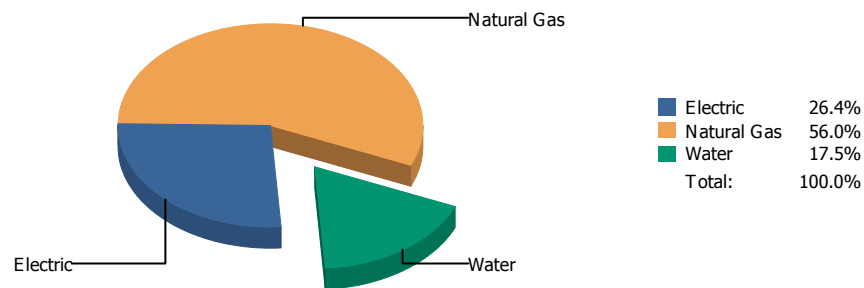


Commodity	Common Use	Energy Use	Energy Use per Area	Total Cost	Cost / Unit	Cost/Area
Place: [BCPSS105] Moravia Park(PreK-8) (2 bldgs) [BUILDING]						
* Area Missing						
Billing Period between Jul 2013 and Jun 2014						
ELECTRIC	1,101,600.00 kWh	3,759,761 KBtu		\$126,336.29	\$0.115 /kWh	\$0.00
NATURALGAS	36,705.00 THERM	3,670,500 KBtu		\$41,294.52	\$1.125 /THERM	\$0.00
WATER	0.00 MGal	KBtu		\$8,181.61	\$0.000 /MGal	\$0.00
Totals:		7,430,261 KBtu		\$175,812.42		

Energy

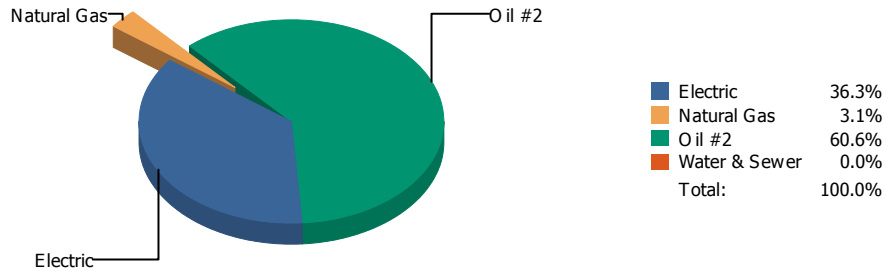


Cost

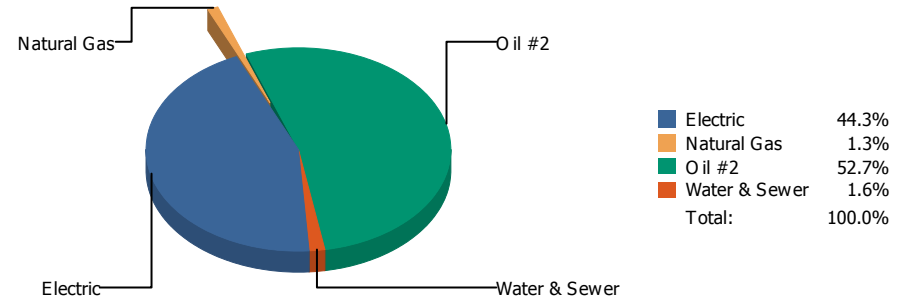


Commodity	Common Use	Energy Use	Energy Use per Area	Total Cost	Cost / Unit	Cost/Area
Place: [BCPSS105/216] Frankford Elementary(Moravia PK BLDG2) [BUILDING]						
Area: 57,887 SqFt						
Billing Period between Jul 2013 and Jun 2014						
ELECTRIC	231,360.00 kWh	789,632 KBtu	13.64	\$27,652.17	\$0.120 /kWh	\$0.48 / SqFt
NATURALGAS	53,706.00 THERM	5,370,600 KBtu	92.78	\$58,648.68	\$1.092 /THERM	\$1.01 / SqFt
WATER	497.49 MGal	KBtu		\$18,340.38	\$36.866 /MGal	\$0.32 / SqFt
Totals:		6,160,232 KBtu	106.42	\$104,641.23		

Energy

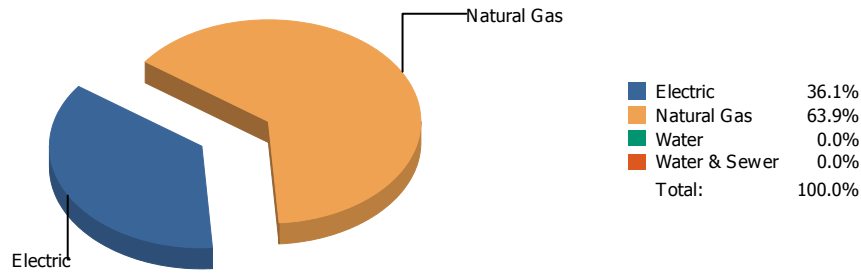


Cost

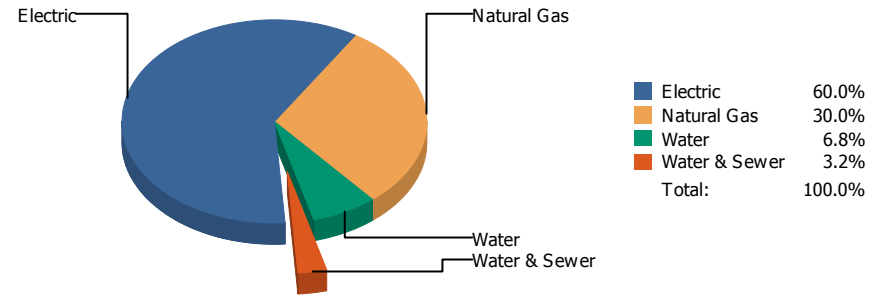


Commodity	Common Use	Energy Use	Energy Use per Area	Total Cost	Cost / Unit	Cost/Area
Place: [BCPSS107] Gilmor Elementary [BUILDING]						
Area: 77,290 SqFt						
Billing Period between Jul 2013 and Jun 2014						
ELECTRIC	543,500.00 kWh	1,854,966 KBtu	24.00	\$63,146.95	\$0.116 /kWh	\$0.82 / SqFt
NATURALGAS	1,578.00 THERM	157,800 KBtu	2.04	\$1,899.03	\$1.203 /THERM	\$0.02 / SqFt
OIL2	22,366.00 Gal	3,101,941 KBtu	40.13	\$75,142.48	\$3.360 /Gal	\$0.97 / SqFt
WATERSEWER	0.00 MGal	KBtu		\$2,295.15	\$0.000 /MGal	\$0.03 / SqFt
Totals:		5,114,706 KBtu	66.18	\$142,483.61		

Energy



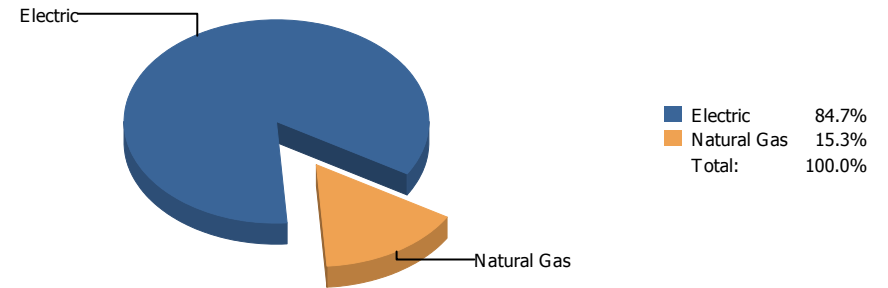
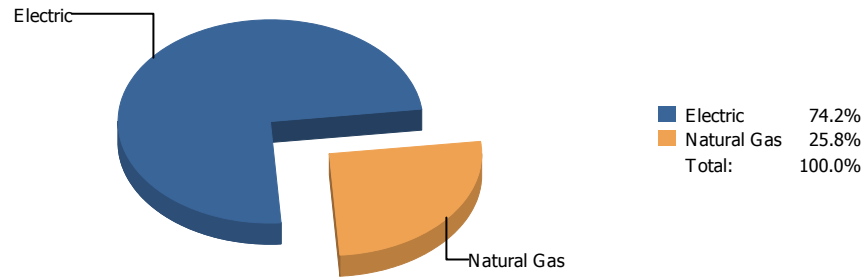
Cost



Commodity	Common Use	Energy Use	Energy Use per Area	Total Cost	Cost / Unit	Cost/Area
Place: [BCPSS115] Waverly Career Center [BUILDING]						
Area: 33,000 SqFt						
Billing Period between Jul 2013 and Jun 2014						
ELECTRIC	271,340.00 kWh	926,083 KBtu	28.06	\$32,433.06	\$0.120 /kWh	\$0.98 / SqFt
NATURALGAS	16,425.00 THERM	1,642,500 KBtu	49.77	\$16,218.50	\$0.987 /THERM	\$0.49 / SqFt
WATER	59.85 MGal	KBtu		\$3,657.96	\$61.121 /MGal	\$0.11 / SqFt
WATERSEWER	63.59 MGal	KBtu		\$1,722.34	\$27.086 /MGal	\$0.05 / SqFt
Totals:		2,568,583 KBtu	77.84	\$54,031.86		

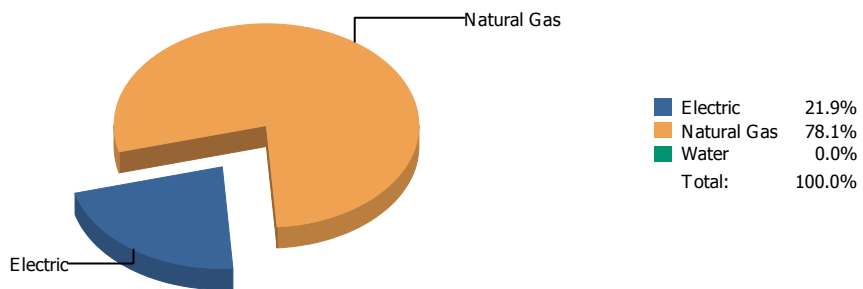
Energy

Cost

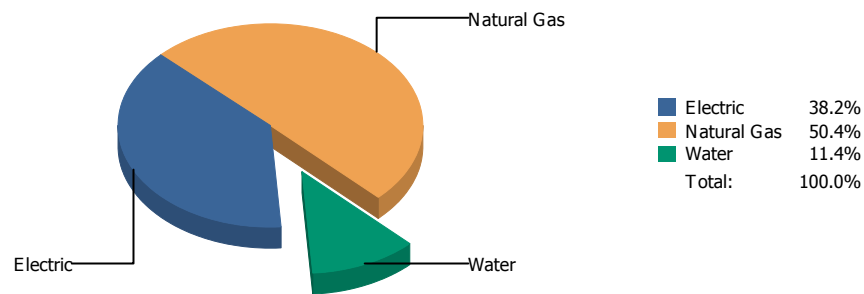


Commodity	Common Use	Energy Use	Energy Use per Area	Total Cost	Cost / Unit	Cost/Area
Place: [BCPSS117] Duke Ellington Center [BUILDING]						
Area: 0 SqFt						
Billing Period between Jul 2013 and Jun 2014						
ELECTRIC	310,000.00 kWh	1,058,030 KBtu		\$26,937.37	\$0.087 /kWh	\$0.00 / SqFt
NATURALGAS	3,687.00 THERM	368,700 KBtu		\$4,882.77	\$1.324 /THERM	\$0.00 / SqFt
Totals:		1,426,730 KBtu	0.00	\$31,820.14		

Energy



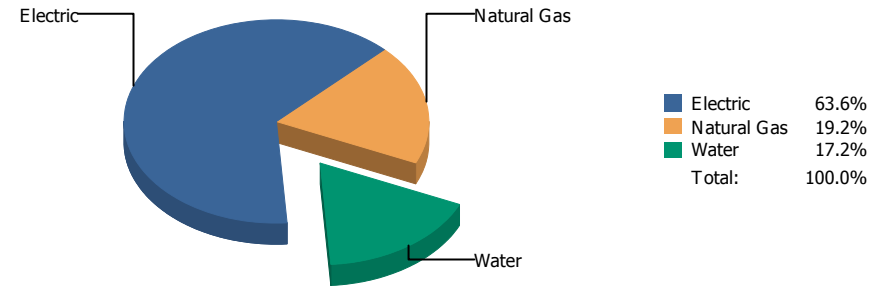
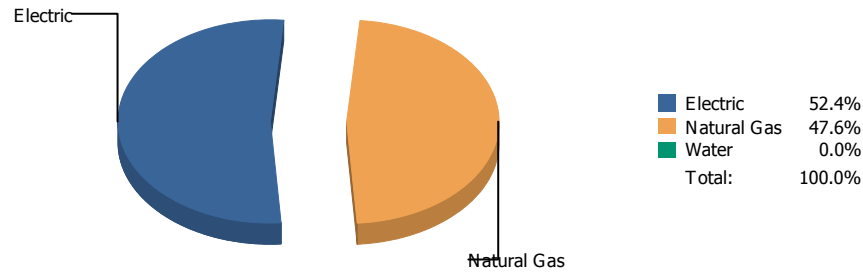
Cost



Commodity	Common Use	Energy Use	Energy Use per Area	Total Cost	Cost / Unit	Cost/Area
Place: [BCPSS122] Samuel Coleridge-Taylor Elementary (PreK-5) [BUILDING]						
Area: 110,981 SqFt						
Billing Period between Jul 2013 and Jun 2014						
ELECTRIC	1,322,116.00 kWh	4,512,382 KBtu	40.66	\$149,362.68	\$0.113 /kWh	\$1.35 / SqFt
NATURALGAS	160,662.00 THERM	16,066,200 KBtu	144.77	\$197,002.96	\$1.226 /THERM	\$1.78 / SqFt
WATER	2,836.80 MGal	KBtu		\$44,552.80	\$15.705 /MGal	\$0.40 / SqFt
Totals:		20,578,582 KBtu	185.42	\$390,918.44		

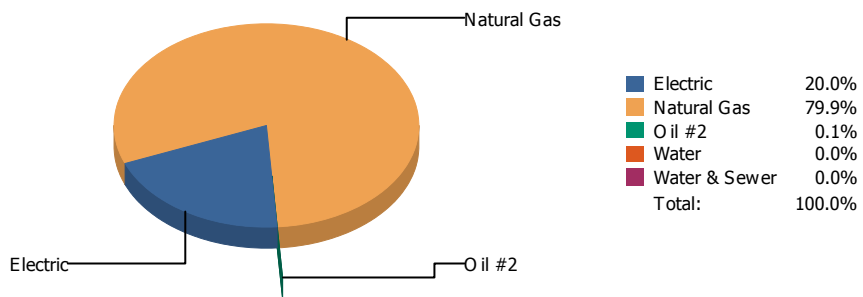
Energy

Cost

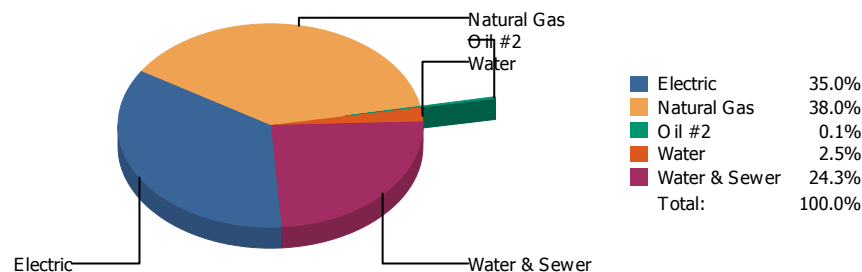


Commodity	Common Use	Energy Use	Energy Use per Area	Total Cost	Cost / Unit	Cost/Area
Place: [BCPSS124] Bay-Brook Elementary(PreK-5) [BUILDING]						
Area: 31,988 SqFt						
Billing Period between Jul 2013 and Jun 2014						
ELECTRIC	736,708.00 kWh	2,514,384 KBtu	78.60	\$85,057.92	\$0.115 /kWh	\$2.66 / SqFt
NATURALGAS	22,810.00 THERM	2,281,000 KBtu	71.31	\$25,700.30	\$1.127 /THERM	\$0.80 / SqFt
WATER	383.03 MGal	KBtu		\$23,081.87	\$60.262 /MGal	\$0.72 / SqFt
Totals:		4,795,384 KBtu	149.91	\$133,840.09		

Energy




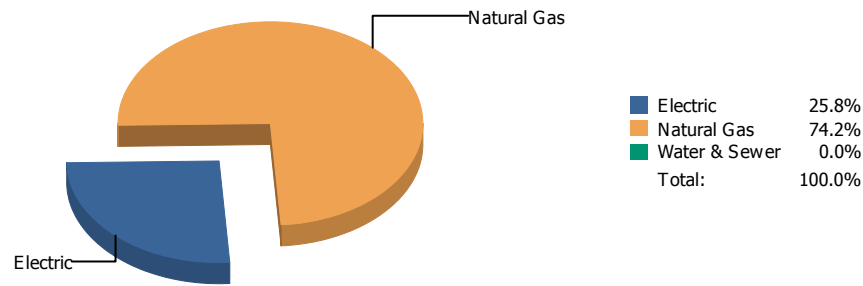
Cost



Commodity	Common Use	Energy Use	Energy Use per Area	Total Cost	Cost / Unit	Cost/Area
Place: [BCPSS125] Furman L. Templeton Elementary [BUILDING]						
Area: 81,485 SqFt						
Billing Period between Jul 2013 and Jun 2014						
ELECTRIC	579,900.00 kWh	1,979,199 KBtu	24.29	\$67,652.35	\$0.117 /kWh	\$0.83 / SqFt
NATURALGAS	78,948.00 THERM	7,894,800 KBtu	96.89	\$73,498.30	\$0.931 /THERM	\$0.90 / SqFt
OIL2	50.60 Gal	7,018 KBtu	0.09	\$280.88	\$5.551 /Gal	\$0.00 / SqFt
WATER	0.00 MGal	KBtu		\$4,814.27	\$0.000 /MGal	\$0.06 / SqFt
WATERSEWER	5,209.77 MGal	KBtu		\$46,964.31	\$9.015 /MGal	\$0.58 / SqFt
Totals:		9,881,016 KBtu	121.26	\$193,210.11		

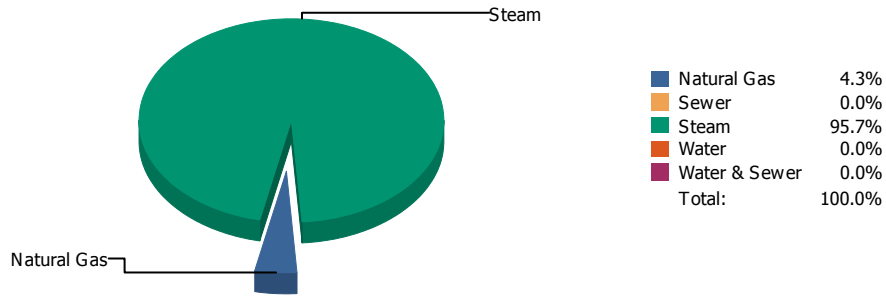
Energy

Cost

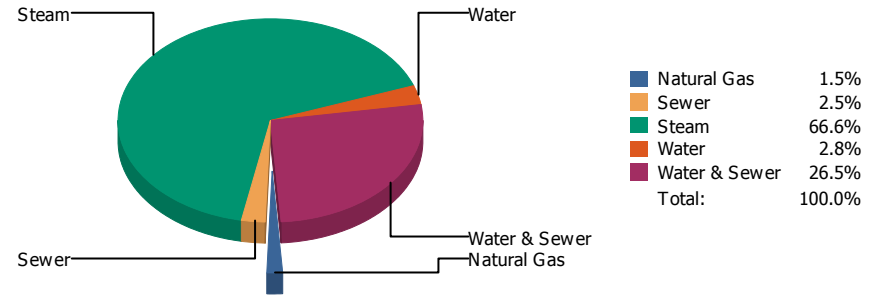


Commodity	Common Use	Energy Use	Energy Use per Area	Total Cost	Cost / Unit	Cost/Area
Place: [BCPSS130] Booker T. Washington Middle/Renaissance Acad H#433 [BUILDING]						
Area: 192,033 SqFt						
Billing Period between Jul 2013 and Jun 2014						
ELECTRIC	885,300.00 kWh	3,021,529 KBtu	15.73	\$106,332.38	\$0.120 /kWh	\$0.55 / SqFt
NATURALGAS	87,087.00 THERM	8,708,700 KBtu	45.35	\$88,658.29	\$1.018 /THERM	\$0.46 / SqFt
WATERSEWER	3,001.38 MGal	KBtu		\$44,627.96	\$14.869 /MGal	\$0.23 / SqFt
Totals:		11,730,229 KBtu	61.08	\$239,618.63		

Energy



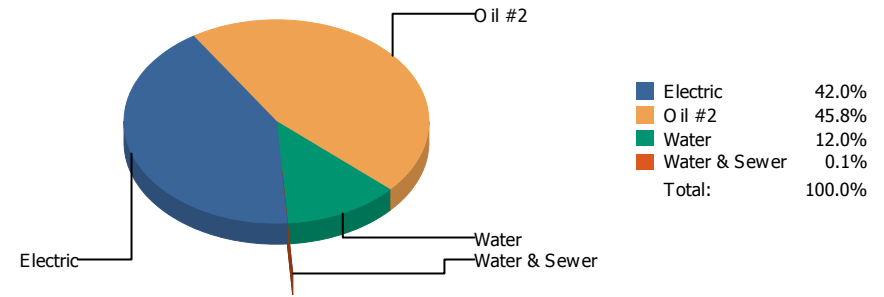
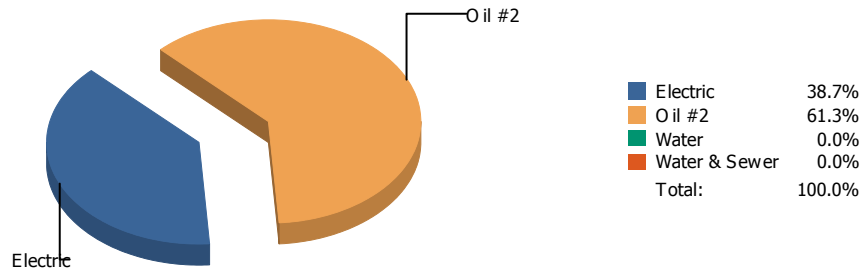
Cost



Commodity	Common Use	Energy Use	Energy Use per Area	Total Cost	Cost / Unit	Cost/Area
Place: [BCPSS133] National Academy Foundation # 421 [BUILDING]						
Area: 122,417 SqFt						
Billing Period between Jul 2013 and Jun 2014						
NATURALGAS	2,908.00 THERM	290,800 KBtu	2.38	\$3,080.42	\$1.059 /THERM	\$0.03 / SqFt
SEWER	0.00 MGal	KBtu		\$4,993.44	\$0.000 /MGal	\$0.04 / SqFt
STEAM	5,585.10 MLB	6,422,865 KBtu	52.47	\$133,390.92	\$23.883 /MLB	\$1.09 / SqFt
WATER	0.00 MGal	KBtu		\$5,692.04	\$0.000 /MGal	\$0.05 / SqFt
WATERSEWER	5,439.44 MGal	KBtu		\$53,129.95	\$9.768 /MGal	\$0.43 / SqFt
Totals:		6,713,665 KBtu	54.84	\$200,286.77		

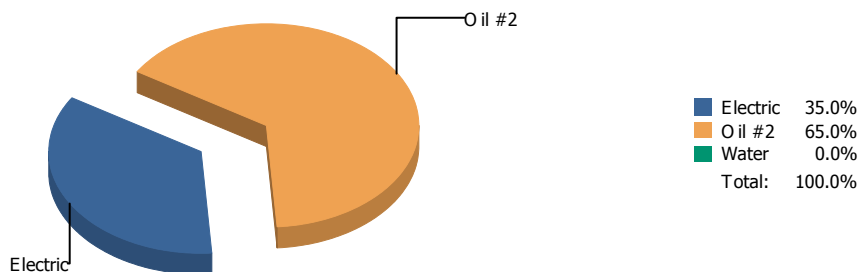
Energy

Cost

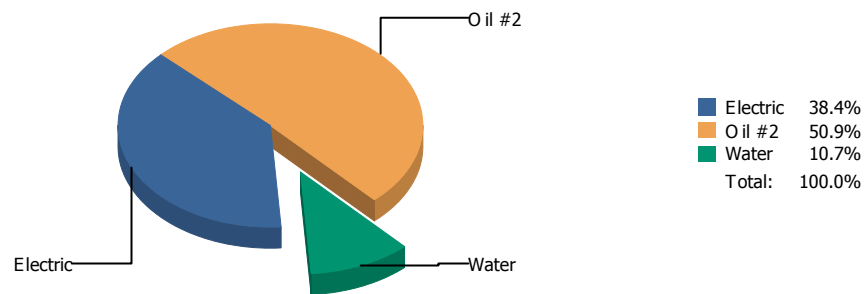


Commodity	Common Use	Energy Use	Energy Use per Area	Total Cost	Cost / Unit	Cost/Area
Place: [BCPSS134] Walter P. Carter Elementary [BUILDING]						
Area: 75,465 SqFt						
Billing Period between Jul 2013 and Jun 2014						
ELECTRIC	1,093,100.00 kWh	3,730,750 KBtu	49.44	\$124,510.33	\$0.114 /kWh	\$1.65 / SqFt
OIL2	42,600.00 Gal	5,908,194 KBtu	78.29	\$135,710.40	\$3.186 /Gal	\$1.80 / SqFt
WATER	3,556.47 MGal	KBtu		\$35,614.04	\$10.014 /MGal	\$0.47 / SqFt
WATERSEWER	0.00 MGal	KBtu		\$346.74	\$0.000 /MGal	\$0.00 / SqFt
Totals:		9,638,944 KBtu	127.73	\$296,181.51		

Energy

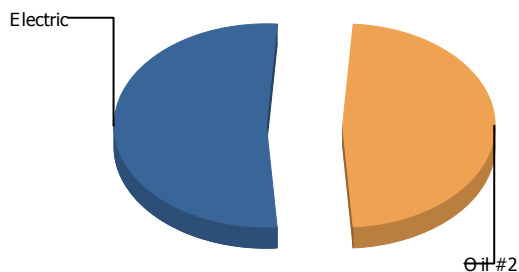


Cost



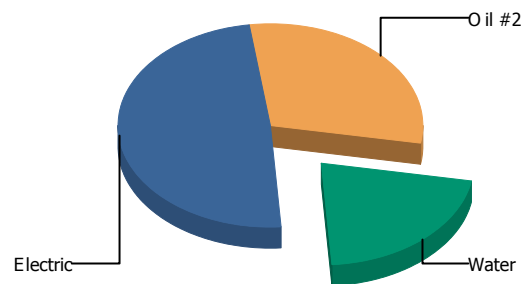
Commodity	Common Use	Energy Use	Energy Use per Area	Total Cost	Cost / Unit	Cost/Area
Place: [BCPSS138] Roots and Branches School #379 [BUILDING]						
Area: 48,600 SqFt						
Billing Period between Jul 2013 and Jun 2014						
ELECTRIC	570,000.00 kWh	1,945,410 KBtu	40.03	\$65,813.97	\$0.115 /kWh	\$1.35 / SqFt
OIL2	26,073.00 Gal	3,616,064 KBtu	74.40	\$87,215.42	\$3.345 /Gal	\$1.79 / SqFt
WATER	474.30 MGal	KBtu		\$18,352.13	\$38.693 /MGal	\$0.38 / SqFt
Totals:		5,561,474 KBtu	114.43	\$171,381.52		

Energy



■ Electric 52.3%
■ Oil #2 47.7%
■ Water 0.0%
 Total: 100.0%

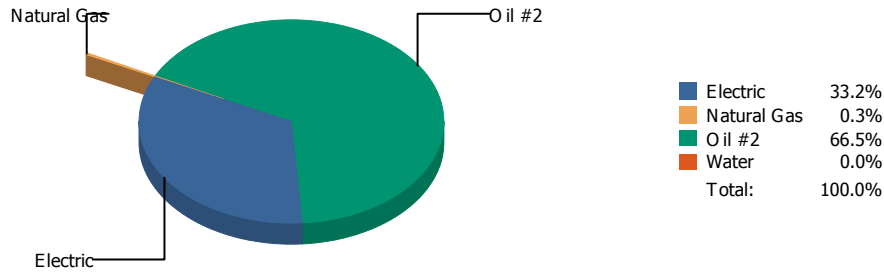
Cost



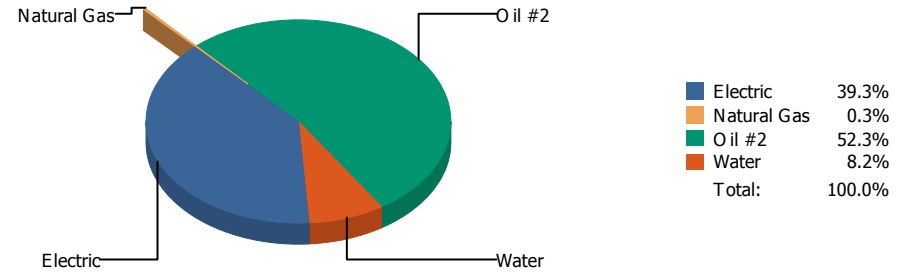
■ Electric 48.9%
■ Oil #2 30.1%
■ Water 21.1%
 Total: 100.0%

Commodity	Common Use	Energy Use	Energy Use per Area	Total Cost	Cost / Unit	Cost/Area
Place: [BCPSS142] Robert W. Coleman Elementary [BUILDING]						
Area: 45,819 SqFt						
Billing Period between Jul 2013 and Jun 2014						
ELECTRIC	622,600.00 kWh	2,124,934 KBtu	46.38	\$73,228.59	\$0.118 /kWh	\$1.60 / SqFt
OIL2	14,000.00 Gal	1,941,660 KBtu	42.38	\$45,085.80	\$3.220 /Gal	\$0.98 / SqFt
WATER	311.21 MGal	KBtu		\$31,564.60	\$101.426 /MGal	\$0.69 / SqFt
Totals:		4,066,594 KBtu	88.75	\$149,878.99		

Energy

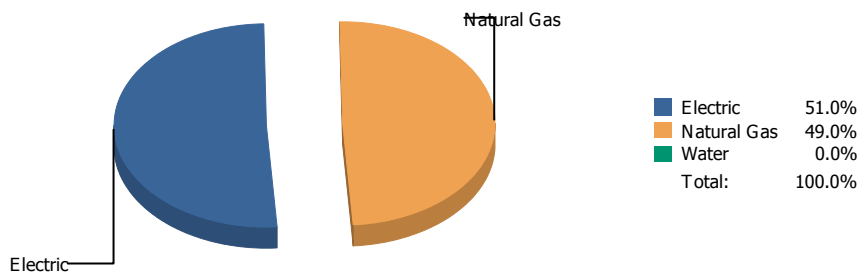


Cost

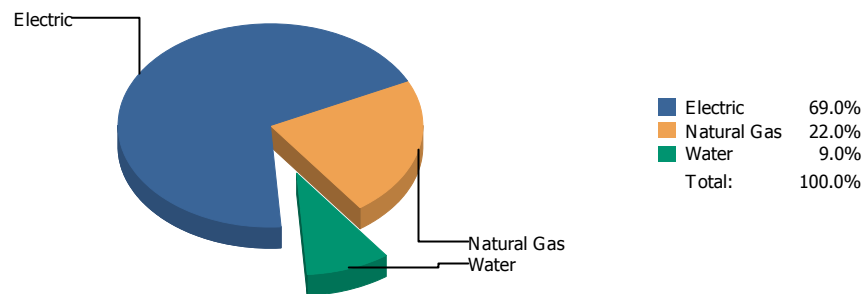


Commodity	Common Use	Energy Use	Energy Use per Area	Total Cost	Cost / Unit	Cost/Area
Place: [BCPSS144] James Mosher Elementary [BUILDING]						
Area: 69,252 SqFt						
Billing Period between Jul 2013 and Jun 2014						
ELECTRIC	763,200.00 kWh	2,604,802 KBtu	37.61	\$88,360.32	\$0.116 /kWh	\$1.28 / SqFt
NATURALGAS	249.00 THERM	24,900 KBtu	0.36	\$666.76	\$2.678 /THERM	\$0.01 / SqFt
OIL2	37,568.00 Gal	5,210,306 KBtu	75.24	\$117,593.58	\$3.130 /Gal	\$1.70 / SqFt
WATER	870.79 MGal	KBtu		\$18,352.13	\$21.075 /MGal	\$0.27 / SqFt
Totals:		7,840,008 KBtu	113.21	\$224,972.79		

Energy

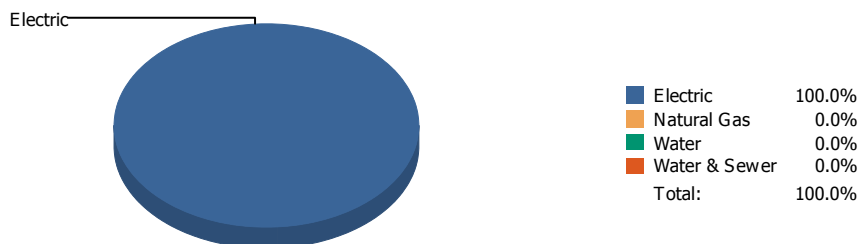


Cost

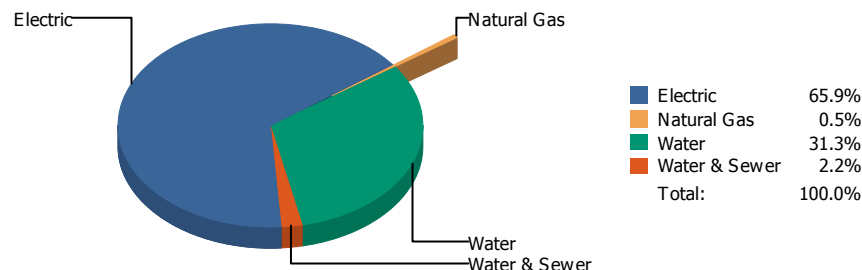


Commodity	Common Use	Energy Use	Energy Use per Area	Total Cost	Cost / Unit	Cost/Area
Place: [BCPSS145] Alexander Hamilton Elementary [BUILDING]						
Area: 53,304 SqFt						
Billing Period between Jul 2013 and Jun 2014						
ELECTRIC	754,700.00 kWh	2,575,791 KBtu	48.32	\$85,770.52	\$0.114 /kWh	\$1.61 / SqFt
NATURALGAS	24,788.00 THERM	2,478,800 KBtu	46.50	\$27,389.38	\$1.105 /THERM	\$0.51 / SqFt
WATER	1,125.14 MGal	KBtu		\$11,133.24	\$9.895 /MGal	\$0.21 / SqFt
Totals:		5,054,591 KBtu	94.83	\$124,293.14		

Energy



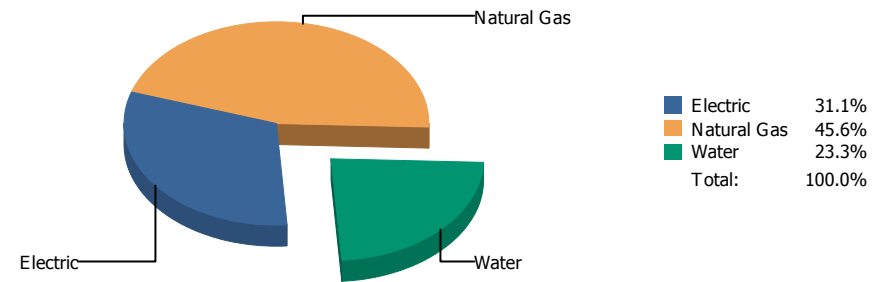
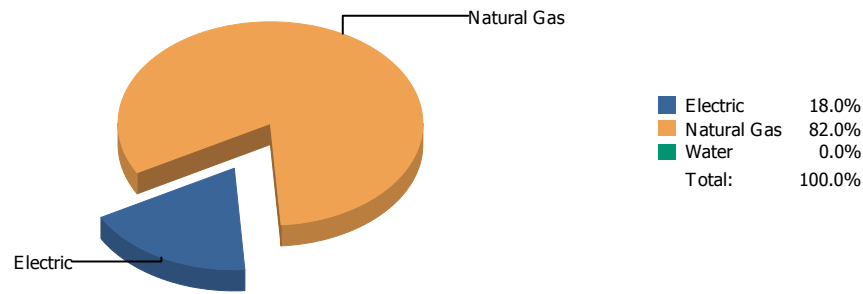
Cost



Commodity	Common Use	Energy Use	Energy Use per Area	Total Cost	Cost / Unit	Cost/Area
Place: [BCPSS150] Mary Ann Winterling Elementary @ Bentalou [BUILDING]						
Area: 77,170 SqFt						
Billing Period between Jul 2013 and Jun 2014						
ELECTRIC	563,800.00 kWh	1,924,249 KBtu	24.94	\$51,161.56	\$0.091 /kWh	\$0.66 / SqFt
NATURALGAS	0.00 THERM	0 KBtu		\$426.10	\$0.000 /THERM	\$0.01 / SqFt
WATER	2,595.91 MGal	KBtu		\$24,314.66	\$9.367 /MGal	\$0.32 / SqFt
WATERSEWER	42.64 MGal	KBtu		\$1,712.07	\$40.150 /MGal	\$0.02 / SqFt
Totals:		1,924,249 KBtu	24.94	\$77,614.39		

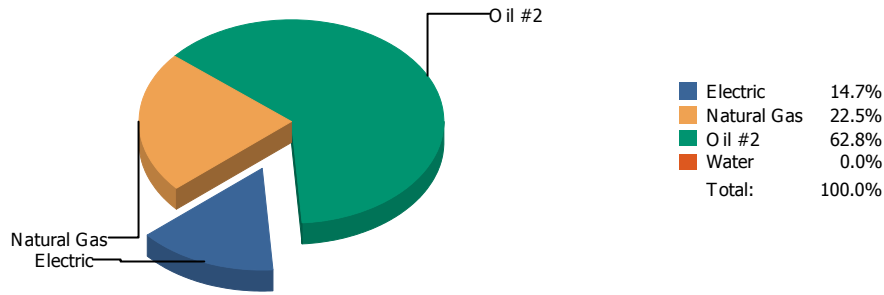
Energy

Cost

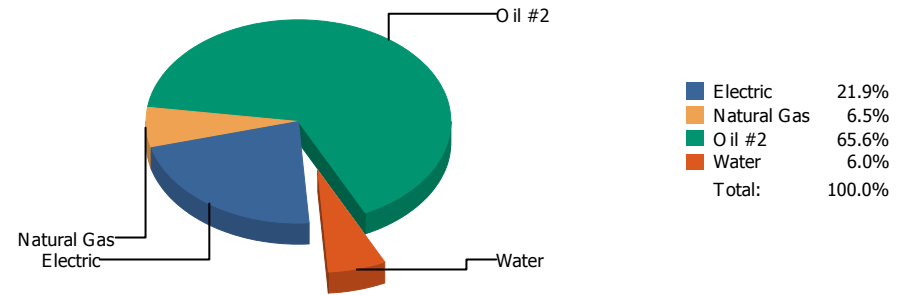


Commodity	Common Use	Energy Use	Energy Use per Area	Total Cost	Cost / Unit	Cost/Area
Place: [BCPSS159] Cherry Hill Elementary [BUILDING]						
Area: 63,853 SqFt						
Billing Period between Jul 2013 and Jun 2014						
ELECTRIC	286,009.00 kWh	976,149 KBtu	15.29	\$35,812.55	\$0.125 /kWh	\$0.56 / SqFt
NATURALGAS	44,513.00 THERM	4,451,300 KBtu	69.71	\$52,510.09	\$1.180 /THERM	\$0.82 / SqFt
WATER	2,849.51 MGal	KBtu		\$26,761.29	\$9.392 /MGal	\$0.42 / SqFt
Totals:		5,427,449 KBtu	85.00	\$115,083.93		

Energy

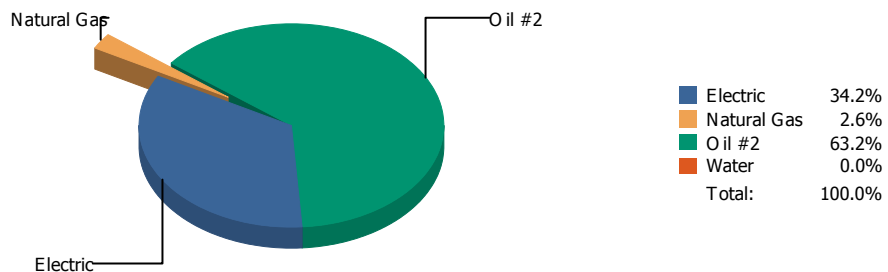


Cost

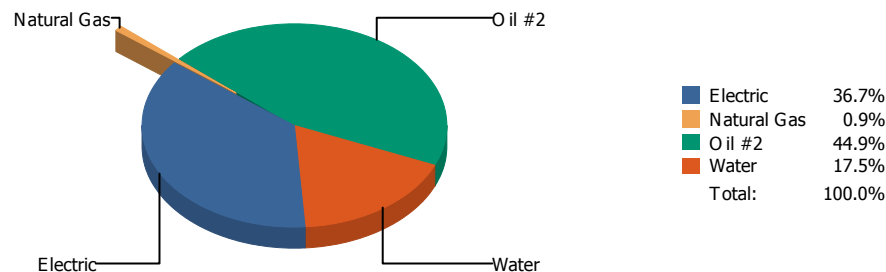


Commodity	Common Use	Energy Use	Energy Use per Area	Total Cost	Cost / Unit	Cost/Area
Place: [BCPSS160] Dr. Carter Godwin Woodson Elem/Middle/New Era #422 [BUILDING]						
Area: 61,573 SqFt						
Billing Period between Jul 2013 and Jun 2014						
ELECTRIC	1,461,577.00 kWh	4,988,362 KBtu	81.02	\$162,826.52	\$0.111 /kWh	\$2.64 / SqFt
NATURALGAS	76,245.00 THERM	7,624,500 KBtu	123.83	\$48,697.28	\$0.639 /THERM	\$0.79 / SqFt
OIL2	153,434.00 Gal	21,279,761 KBtu	345.60	\$488,769.22	\$3.186 /Gal	\$7.94 / SqFt
WATER	4,727.24 MGal	KBtu		\$44,510.74	\$9.416 /MGal	\$0.72 / SqFt
Totals:		33,892,624 KBtu	550.45	\$744,803.76		

Energy

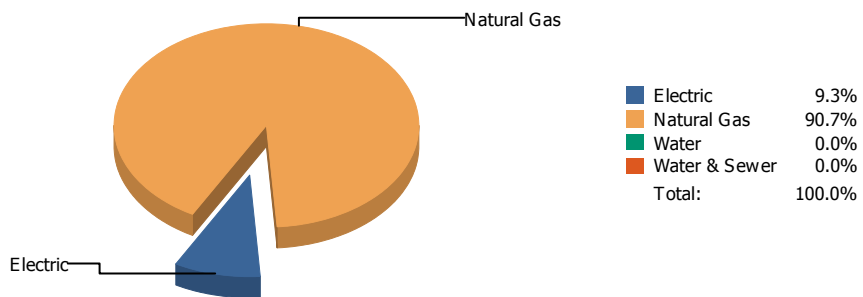


Cost

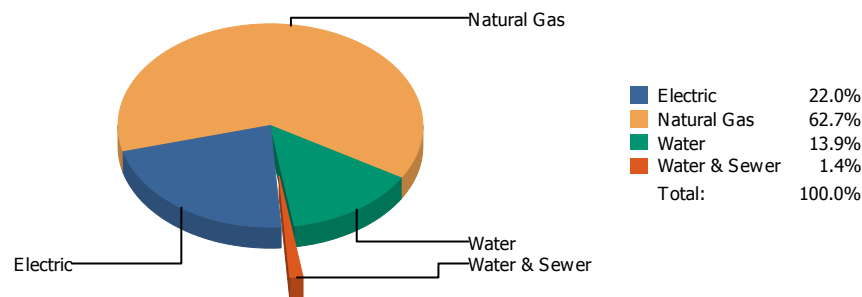


Commodity	Common Use	Energy Use	Energy Use per Area	Total Cost	Cost / Unit	Cost/Area
Place: [BCPSS162] Southwest Baltimore Charter Elem/middle # 328 [BUILDING]						
Area: 68,242 SqFt						
Billing Period between Jul 2013 and Jun 2014						
ELECTRIC	616,500.00 kWh	2,104,115 KBtu	30.83	\$71,189.31	\$0.115 /kWh	\$1.04 / SqFt
NATURALGAS	1,594.00 THERM	159,400 KBtu	2.34	\$1,717.19	\$1.077 /THERM	\$0.03 / SqFt
OIL2	28,041.00 Gal	3,889,006 KBtu	56.99	\$86,994.15	\$3.102 /Gal	\$1.27 / SqFt
WATER	3,518.31 MGal	KBtu		\$33,869.98	\$9.627 /MGal	\$0.50 / SqFt
Totals:		6,152,521 KBtu	90.16	\$193,770.63		

Energy



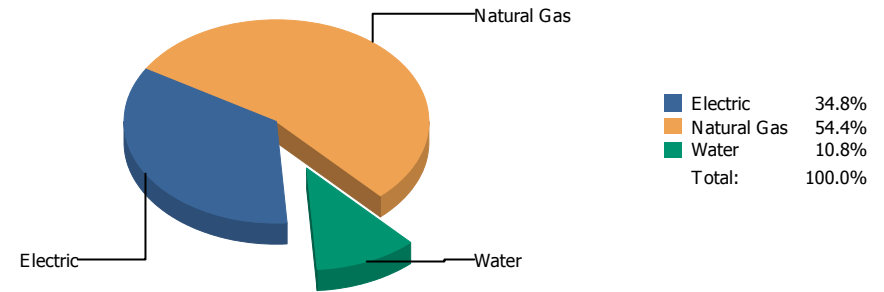
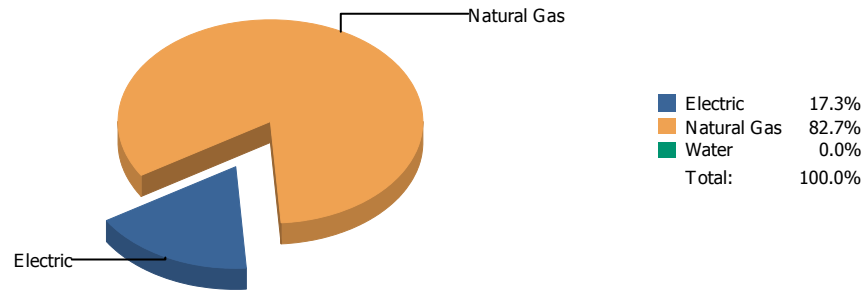
Cost



Commodity	Common Use	Energy Use	Energy Use per Area	Total Cost	Cost / Unit	Cost/Area
Place: [BCPSS163] Patapsco Elementary/Middle [BUILDING]						
Area: 73,620 SqFt						
Billing Period between Jul 2013 and Jun 2014						
ELECTRIC	141,071.00 kWh	481,475 KBtu	6.54	\$17,879.95	\$0.127 /kWh	\$0.24 / SqFt
NATURALGAS	47,095.00 THERM	4,709,500 KBtu	63.97	\$51,026.43	\$1.083 /THERM	\$0.69 / SqFt
WATER	736.13 MGal	KBtu		\$11,299.29	\$15.350 /MGal	\$0.15 / SqFt
WATERSEWER	0.00 MGal	KBtu		\$1,150.84	\$0.000 /MGal	\$0.02 / SqFt
Totals:		5,190,975 KBtu	70.51	\$81,356.51		

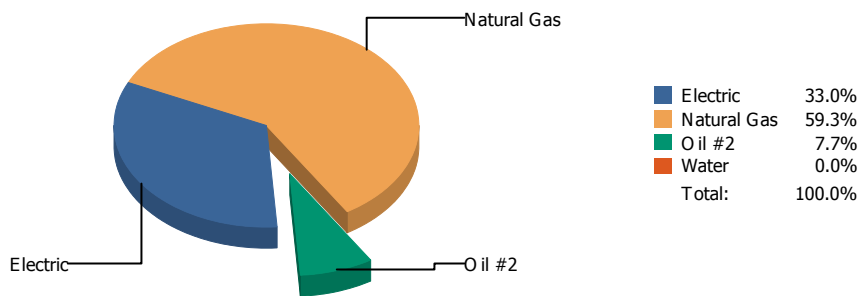
Energy

Cost

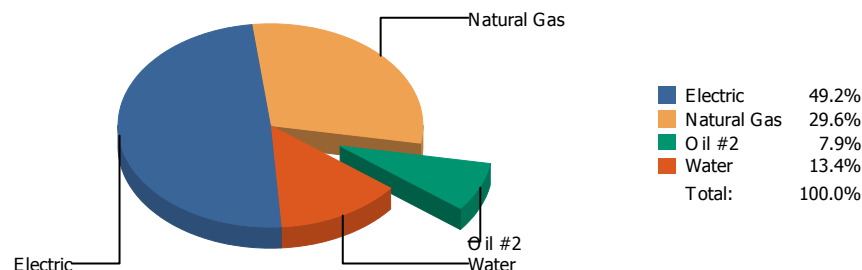


Commodity	Common Use	Energy Use	Energy Use per Area	Total Cost	Cost / Unit	Cost/Area
Place: [BCPSS164] Arundel Elementary/Middle [BUILDING]						
Area: 62,909 SqFt						
Billing Period between Jul 2013 and Jun 2014						
ELECTRIC	260,061.00 kWh	887,588 KBtu	14.11	\$32,027.89	\$0.123 /kWh	\$0.51 / SqFt
NATURALGAS	42,471.00 THERM	4,247,100 KBtu	67.51	\$50,131.45	\$1.180 /THERM	\$0.80 / SqFt
WATER	772.04 MGal	KBtu		\$9,916.43	\$12.844 /MGal	\$0.16 / SqFt
Totals:		5,134,688 KBtu	81.62	\$92,075.77		

Energy



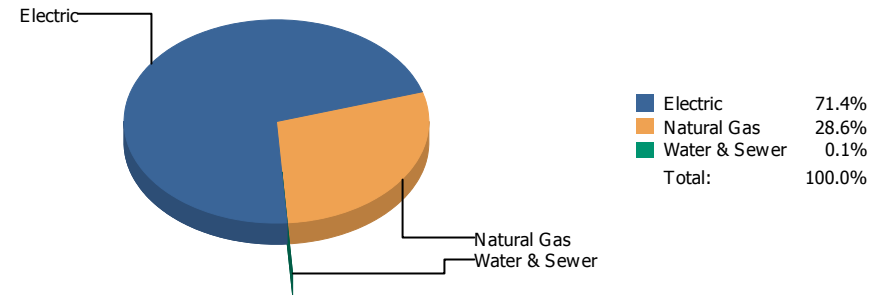
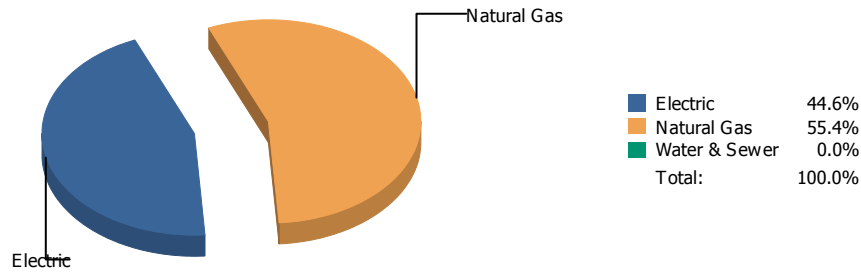
Cost



Commodity	Common Use	Energy Use	Energy Use per Area	Total Cost	Cost / Unit	Cost/Area
Place: [BCPSS170] Maritime Indust Acad H# 431/may be #374 Vanguard [BUILDING]						
Area: 255,756 SqFt						
Billing Period between Jul 2013 and Jun 2014						
ELECTRIC	1,426,070.00 kWh	4,867,177 KBtu	19.03	\$153,760.65	\$0.108 /kWh	\$0.60 / SqFt
NATURALGAS	87,411.00 THERM	8,741,100 KBtu	34.18	\$92,316.80	\$1.056 /THERM	\$0.36 / SqFt
OIL2	8,200.00 Gal	1,137,258 KBtu	4.45	\$24,543.68	\$2.993 /Gal	\$0.10 / SqFt
WATER	4,645.70 MGal	KBtu		\$41,726.95	\$8.982 /MGal	\$0.16 / SqFt
Totals:		14,745,535 KBtu	57.65	\$312,348.08		

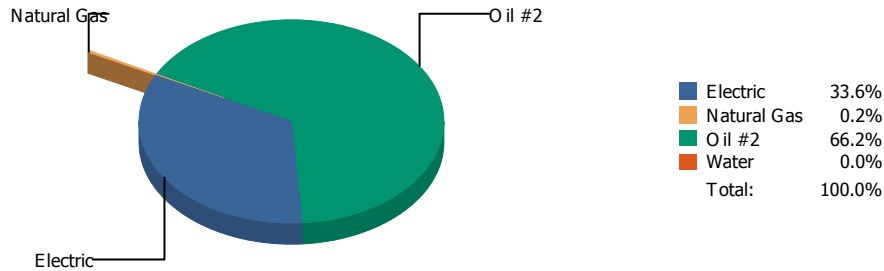
Energy

Cost

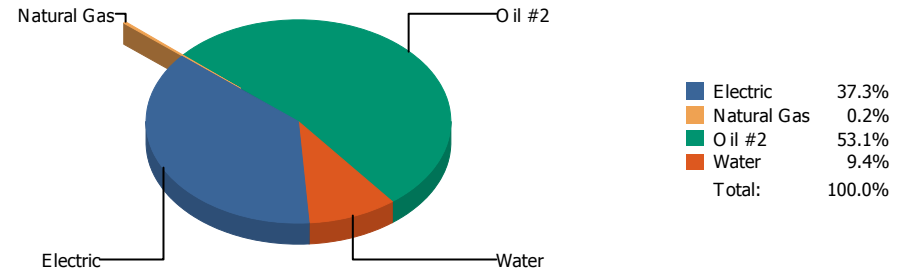


Commodity	Common Use	Energy Use	Energy Use per Area	Total Cost	Cost / Unit	Cost/Area
Place: [BCPSS175] 775 HORTICULTURAL CENTER [BUILDING]						
Area: 0 SqFt						
Billing Period between Jul 2013 and Jun 2014						
ELECTRIC	268,059.00 kWh	914,885 KBtu		\$31,106.90	\$0.116 /kWh	\$0.00 / SqFt
NATURALGAS	11,366.00 THERM	1,136,600 KBtu		\$12,453.23	\$1.096 /THERM	\$0.00 / SqFt
WATERSEWER	0.00 MGal	KBtu		\$29.10	\$0.000 /MGal	\$0.00 / SqFt
Totals:		2,051,485 KBtu	0.00	\$43,589.23		

Energy

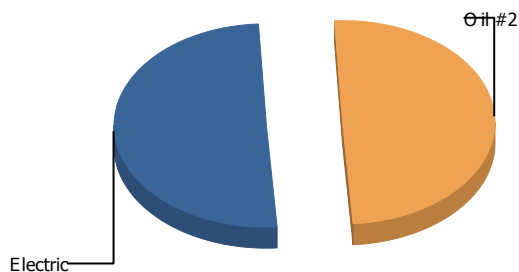


Cost



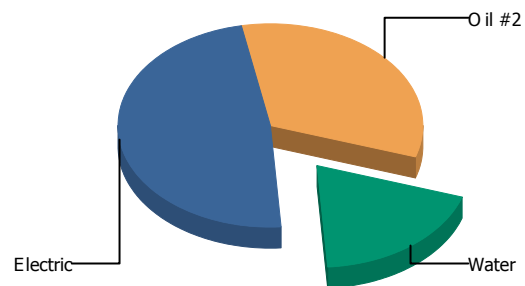
Commodity	Common Use	Energy Use	Energy Use per Area	Total Cost	Cost / Unit	Cost/Area
Place: [BCPSS177] George W. F. McMechen High [BUILDING]						
Area: 100,728 SqFt						
Billing Period between Jul 2013 and Jun 2014						
ELECTRIC	1,109,400.00 kWh	3,786,382 KBtu	37.59	\$125,699.10	\$0.113 /kWh	\$1.25 / SqFt
NATURALGAS	198.00 THERM	19,800 KBtu	0.20	\$621.55	\$3.139 /THERM	\$0.01 / SqFt
OIL2	53,821.80 Gal	7,464,545 KBtu	74.11	\$179,066.87	\$3.327 /Gal	\$1.78 / SqFt
WATER	1,544.83 MGal	KBtu		\$31,806.10	\$20.589 /MGal	\$0.32 / SqFt
Totals:		11,270,728 KBtu	111.89	\$337,193.62		

Energy



■ Electric 50.2%
■ Oil #2 49.8%
■ Water 0.0%
 Total: 100.0%

Cost

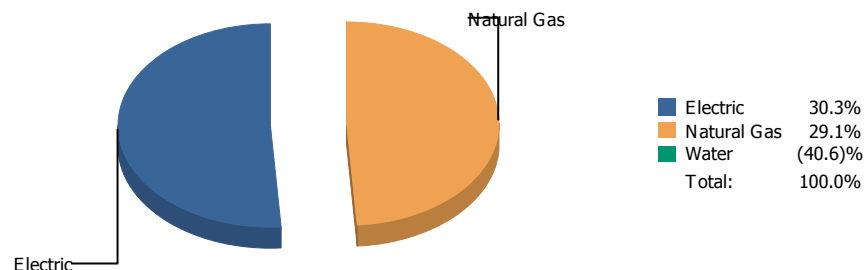
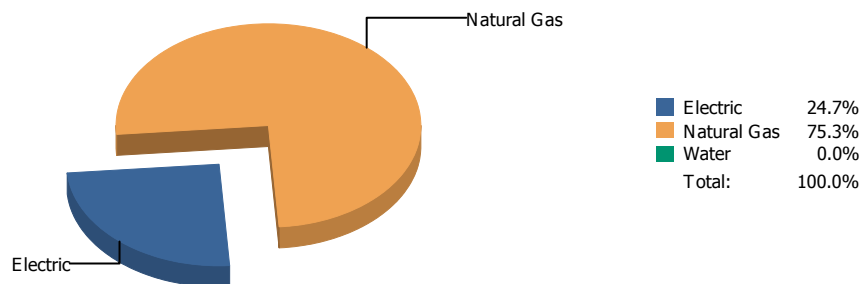


■ Electric 47.9%
■ Oil #2 33.3%
■ Water 18.8%
 Total: 100.0%

Commodity	Common Use	Energy Use	Energy Use per Area	Total Cost	Cost / Unit	Cost/Area
Place: [BCPSS178] Vivien T. Thomas Medical Arts Academy High#429 [BUILDING]						
Area: 76,475 SqFt						
Billing Period between Jul 2013 and Jun 2014						
ELECTRIC	895,200.00 kWh	3,055,318 KBtu	39.95	\$102,395.44	\$0.114 /kWh	\$1.34 / SqFt
OIL2	21,834.00 Gal	3,028,157 KBtu	39.60	\$71,187.55	\$3.260 /Gal	\$0.93 / SqFt
WATER	3,900.59 MGal	KBtu		\$40,069.89	\$10.273 /MGal	\$0.52 / SqFt
Totals:		6,083,475 KBtu	79.55	\$213,652.88		

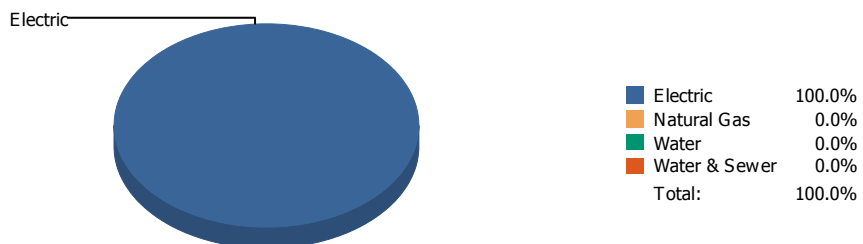
Energy

Cost

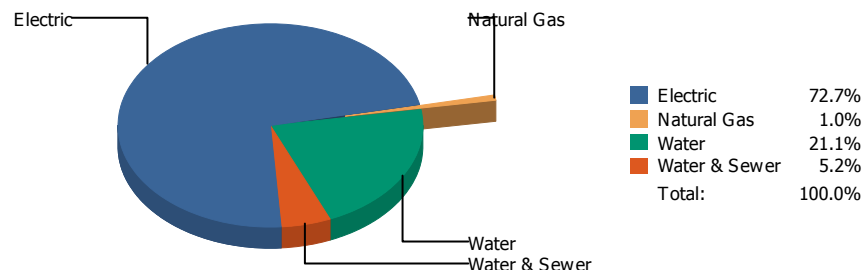


Commodity	Common Use	Energy Use	Energy Use per Area	Total Cost	Cost / Unit	Cost/Area
Place: [BCPSS201] Dickey Hill Elementary/Middle (PreK-8) [BUILDING]						
Area: 80,734 SqFt						
Billing Period between Jul 2013 and Jun 2014						
ELECTRIC	357,528.00 kWh	1,220,243 KBtu	15.11	\$42,489.25	\$0.119 /kWh	\$0.53 / SqFt
NATURALGAS	37,283.00 THERM	3,728,300 KBtu	46.18	\$40,722.68	\$1.092 /THERM	\$0.50 / SqFt
WATER	(6,709.71) MGal	KBtu		(\$56,896.27)	\$8.480 /MGal	(\$0.70) / SqFt
Totals:		4,948,543 KBtu	61.29	\$26,315.66		

Energy

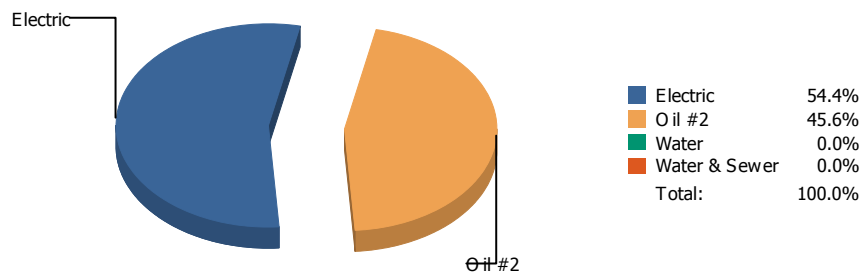


Cost

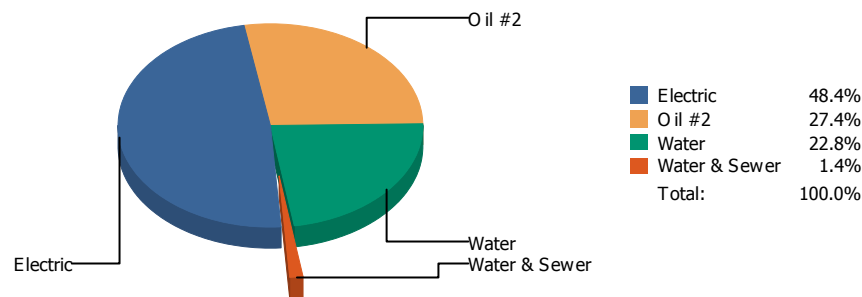


Commodity	Common Use	Energy Use	Energy Use per Area	Total Cost	Cost / Unit	Cost/Area
Place: [BCPSS202] Empowerment Acad Elem/Middle # 262 [BUILDING]						
Area: 79,329 SqFt						
Billing Period between Jul 2013 and Jun 2014						
ELECTRIC	262,166.00 kWh	894,773 KBtu	11.28	\$31,994.76	\$0.122 /kWh	\$0.40 / SqFt
NATURALGAS	0.00 THERM	0 KBtu		\$425.40	\$0.000 /THERM	\$0.01 / SqFt
WATER	876.77 MGal	KBtu		\$9,299.48	\$10.606 /MGal	\$0.12 / SqFt
WATERSEWER	0.00 MGal	KBtu		\$2,306.31	\$0.000 /MGal	\$0.03 / SqFt
Totals:		894,773 KBtu	11.28	\$44,025.95		

Energy

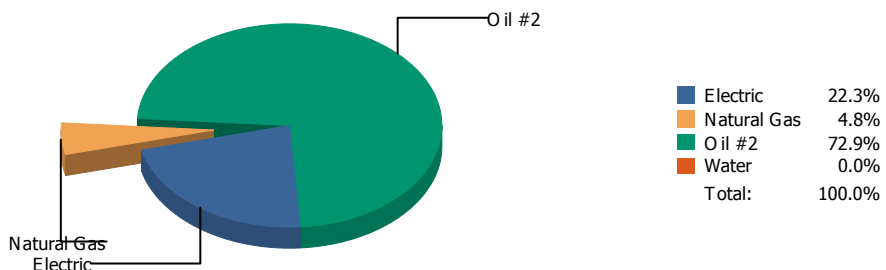


Cost

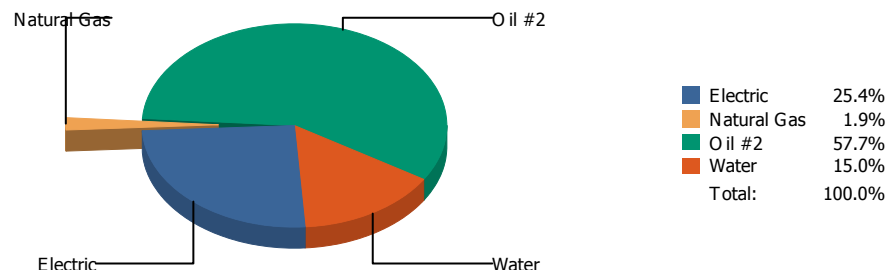


Commodity	Common Use	Energy Use	Energy Use per Area	Total Cost	Cost / Unit	Cost/Area
Place: [BCPSS203] Maree Garnett Farring Elem/Middle [BUILDING]						
Area: 46,025 SqFt						
Billing Period between Jul 2013 and Jun 2014						
ELECTRIC	679,314.00 kWh	2,318,499 KBtu	50.37	\$78,687.85	\$0.116 /kWh	\$1.71 / SqFt
OIL2	14,000.00 Gal	1,941,660 KBtu	42.19	\$44,601.40	\$3.186 /Gal	\$0.97 / SqFt
WATER	1,356.31 MGal	KBtu		\$37,019.06	\$27.294 /MGal	\$0.80 / SqFt
WATERSEWER	0.00 MGal	KBtu		\$2,309.49	\$0.000 /MGal	\$0.05 / SqFt
Totals:		4,260,159 KBtu	92.56	\$162,617.80		

Energy

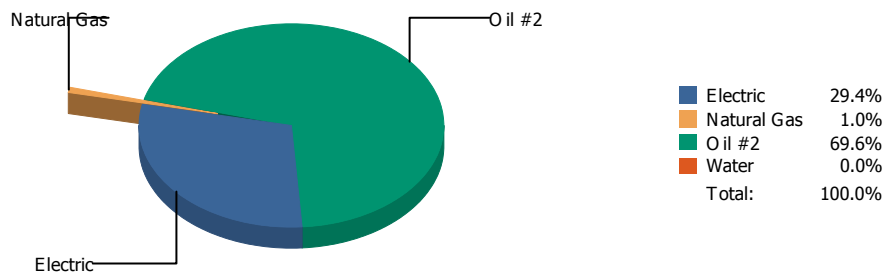


Cost

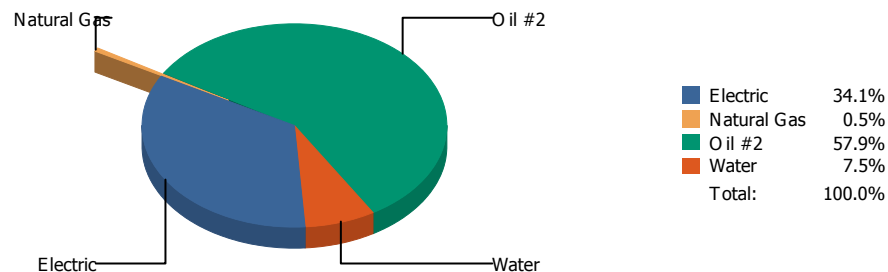


Commodity	Common Use	Energy Use	Energy Use per Area	Total Cost	Cost / Unit	Cost/Area
Place: [BCPSS204] Mary E. Rodman Elementary [BUILDING]						
Area: 73,247 SqFt						
Billing Period between Jul 2013 and Jun 2014						
ELECTRIC	261,811.00 kWh	893,561 KBtu	12.20	\$31,302.31	\$0.120 /kWh	\$0.43 / SqFt
NATURALGAS	1,945.00 THERM	194,500 KBtu	2.66	\$2,345.25	\$1.206 /THERM	\$0.03 / SqFt
OIL2	21,077.00 Gal	2,923,169 KBtu	39.91	\$71,152.92	\$3.376 /Gal	\$0.97 / SqFt
WATER	1,196.21 MGal	KBtu		\$18,425.06	\$15.403 /MGal	\$0.25 / SqFt
Totals:		4,011,230 KBtu	54.76	\$123,225.54		

Energy




Cost



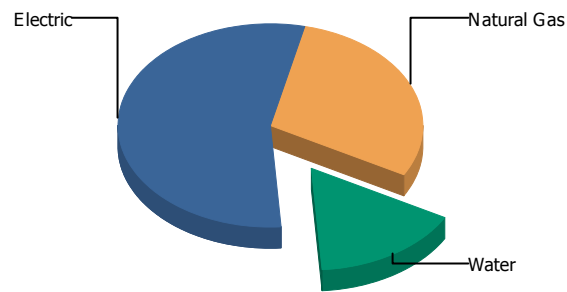
Commodity	Common Use	Energy Use	Energy Use per Area	Total Cost	Cost / Unit	Cost/Area
Place: [BCPSS205] Woodhome Elementary/Middle (K-8) [BUILDING]						
Area: 66,325 SqFt						
Billing Period between Jul 2013 and Jun 2014						
ELECTRIC	728,372.00 kWh	2,485,934 KBtu	37.48	\$83,047.32	\$0.114 /kWh	\$1.25 / SqFt
NATURALGAS	862.00 THERM	86,200 KBtu	1.30	\$1,223.84	\$1.420 /THERM	\$0.02 / SqFt
OIL2	42,499.00 Gal	5,894,186 KBtu	88.87	\$140,953.86	\$3.317 /Gal	\$2.13 / SqFt
WATER	605.96 MGal	KBtu		\$18,277.54	\$30.163 /MGal	\$0.28 / SqFt
Totals:		8,466,320 KBtu	127.65	\$243,502.56		

Energy



Electric	88.1%
Natural Gas	11.9%
Water	0.0%
Total:	100.0%

Cost

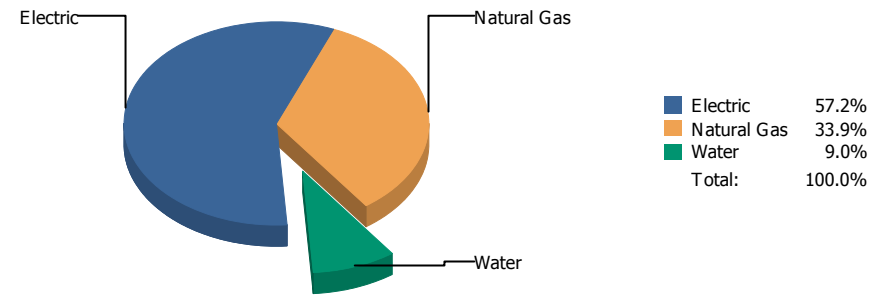
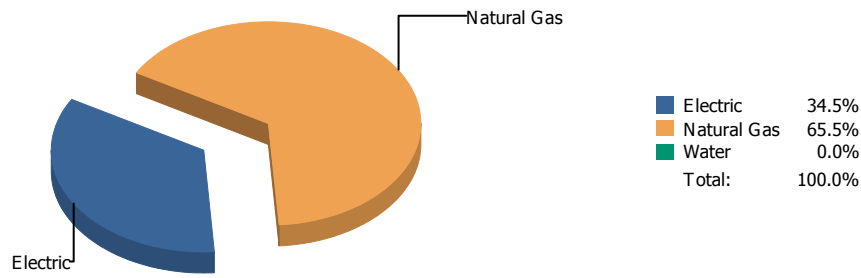


Electric	54.9%
Natural Gas	29.3%
Water	15.8%
Total:	100.0%

Commodity	Common Use	Energy Use	Energy Use per Area	Total Cost	Cost / Unit	Cost/Area
Place: [BCPSS206] Furley Elementary [BUILDING]						
Area: 76,089 SqFt						
Billing Period between Jul 2013 and Jun 2014						
ELECTRIC	541,976.00 kWh	1,849,764 KBtu	24.31	\$63,484.73	\$0.117 /kWh	\$0.83 / SqFt
NATURALGAS	2,502.00 THERM	250,200 KBtu	3.29	\$33,900.29	\$13.549 /THERM	\$0.45 / SqFt
WATER	760.82 MGal	KBtu		\$18,335.68	\$24.100 /MGal	\$0.24 / SqFt
Totals:		2,099,964 KBtu	27.60	\$115,720.70		

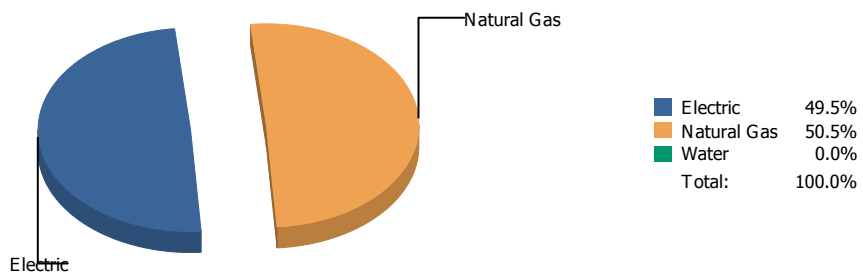
Energy

Cost

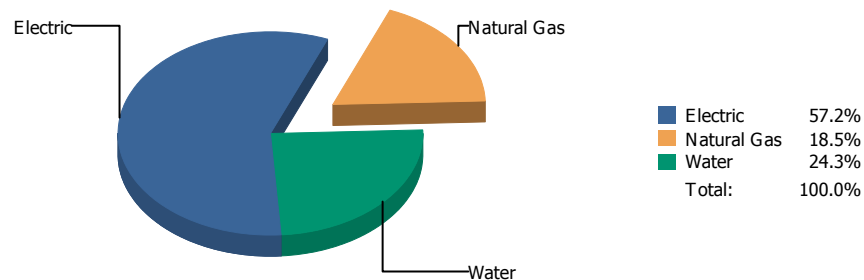


Commodity	Common Use	Energy Use	Energy Use per Area	Total Cost	Cost / Unit	Cost/Area
Place: [BCPSS207] Curtis Bay Elem/Middle [BUILDING]						
Area: 69,339 SqFt						
Billing Period between Jul 2013 and Jun 2014						
ELECTRIC	495,201.00 kWh	1,690,121 KBtu	24.37	\$59,264.80	\$0.120 /kWh	\$0.85 / SqFt
NATURALGAS	32,020.00 THERM	3,202,000 KBtu	46.18	\$35,082.63	\$1.096 /THERM	\$0.51 / SqFt
WATER	947.84 MGal	KBtu		\$9,278.84	\$9.789 /MGal	\$0.13 / SqFt
Totals:		4,892,121 KBtu	70.55	\$103,626.27		

Energy



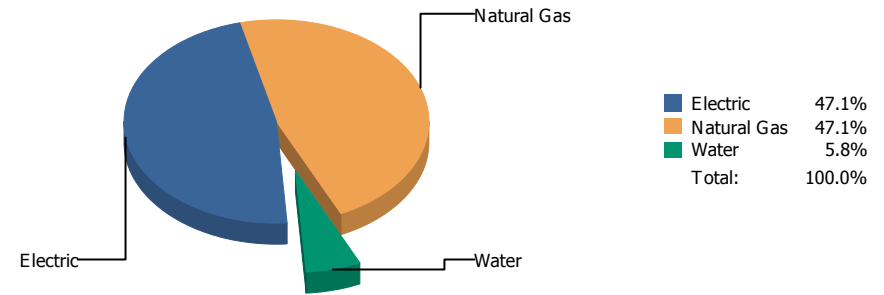
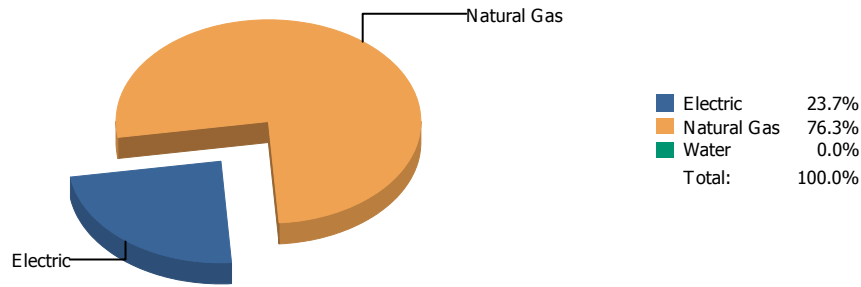
Cost



Commodity	Common Use	Energy Use	Energy Use per Area	Total Cost	Cost / Unit	Cost/Area
Place: [BCPSS209] old-Baltimore Design School # 382 [BUILDING]						
Area: 85,525 SqFt						
Billing Period between Jul 2013 and Jun 2014						
ELECTRIC	382,700.00 kWh	1,306,155 KBtu	15.27	\$42,730.20	\$0.112 /kWh	\$0.50 / SqFt
NATURALGAS	13,313.00 THERM	1,331,300 KBtu	15.57	\$13,845.02	\$1.040 /THERM	\$0.16 / SqFt
WATER	1,948.05 MGal	KBtu		\$18,178.21	\$9.331 /MGal	\$0.21 / SqFt
Totals:		2,637,455 KBtu	30.84	\$74,753.43		

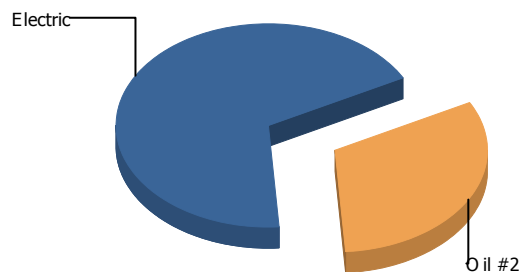
Energy

Cost



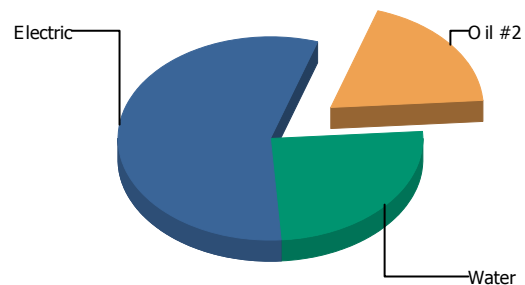
Commodity	Common Use	Energy Use	Energy Use per Area	Total Cost	Cost / Unit	Cost/Area
Place: [BCPSS210] Hazelwood Elementary/Middle (K-8) [BUILDING]						
Area: 65,977 SqFt						
Billing Period between Jul 2013 and Jun 2014						
ELECTRIC	431,254.00 kWh	1,471,870 KBtu	22.31	\$50,505.03	\$0.117 /kWh	\$0.77 / SqFt
NATURALGAS	47,509.00 THERM	4,750,900 KBtu	72.01	\$50,455.87	\$1.062 /THERM	\$0.76 / SqFt
WATER	513.20 MGal	KBtu		\$6,243.48	\$12.166 /MGal	\$0.09 / SqFt
Totals:		6,222,770 KBtu	94.32	\$107,204.38		

Energy



■ Electric 68.4%
■ Oil #2 31.6%
■ Water 0.0%
 Total: 100.0%

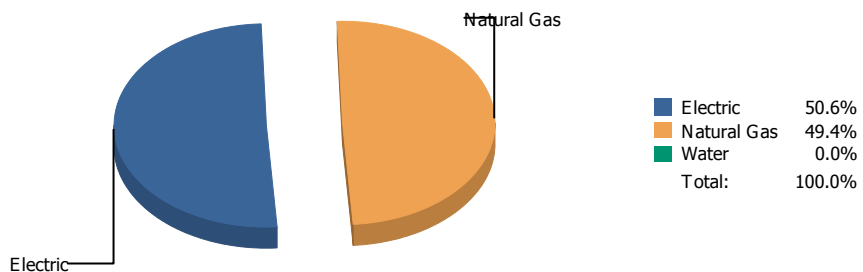
Cost



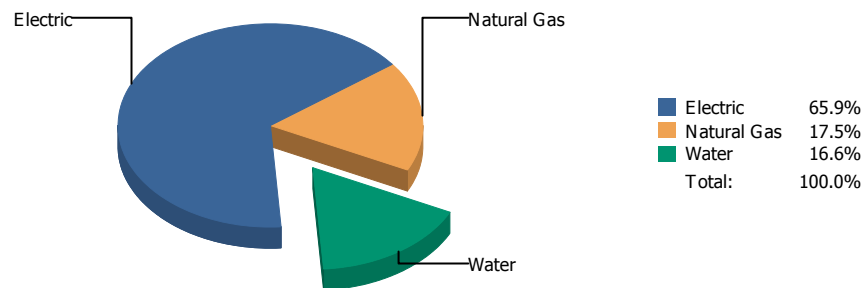
■ Electric 56.2%
■ Oil #2 18.8%
■ Water 24.9%
 Total: 100.0%

Commodity	Common Use	Energy Use	Energy Use per Area	Total Cost	Cost / Unit	Cost/Area
Place: [BCPSS211] Gardenville Elementary [BUILDING]						
Area: 40,500 SqFt						
Billing Period between Jul 2013 and Jun 2014						
ELECTRIC	616,300.00 kWh	2,103,432 KBtu	51.94	\$71,216.94	\$0.116 /kWh	\$1.76 / SqFt
OIL2	7,000.00 Gal	970,830 KBtu	23.97	\$23,853.30	\$3.408 /Gal	\$0.59 / SqFt
WATER	525.17 MGal	KBtu		\$31,575.73	\$60.125 /MGal	\$0.78 / SqFt
Totals:		3,074,262 KBtu	75.91	\$126,645.97		

Energy



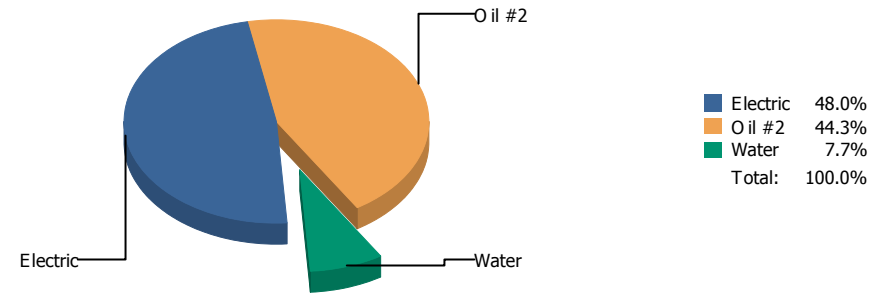
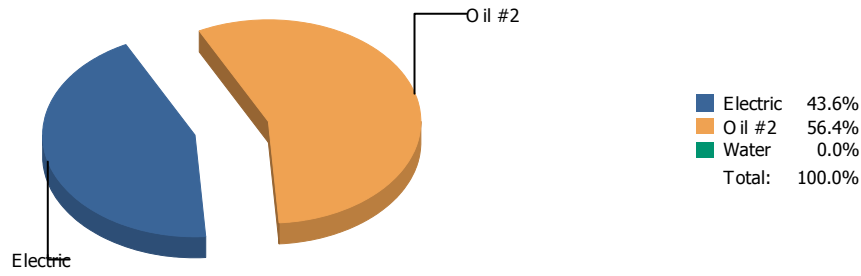
Cost



Commodity	Common Use	Energy Use	Energy Use per Area	Total Cost	Cost / Unit	Cost/Area
Place: [BCPSS212] Garrett Heights Elementary/Middle [BUILDING]						
Area: 58,753 SqFt						
Billing Period between Jul 2013 and Jun 2014						
ELECTRIC	660,900.00 kWh	2,255,652 KBtu	38.39	\$75,482.71	\$0.114 /kWh	\$1.28 / SqFt
NATURALGAS	22,005.00 THERM	2,200,500 KBtu	37.45	\$20,108.33	\$0.914 /THERM	\$0.34 / SqFt
WATER	2,135.83 MGal	KBtu		\$19,017.86	\$8.904 /MGal	\$0.32 / SqFt
Totals:		4,456,152 KBtu	75.85	\$114,608.90		

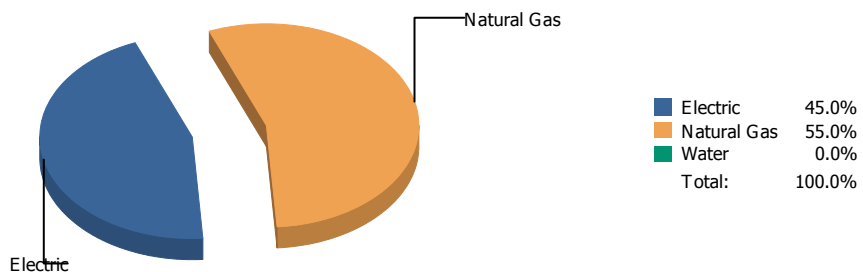
Energy

Cost

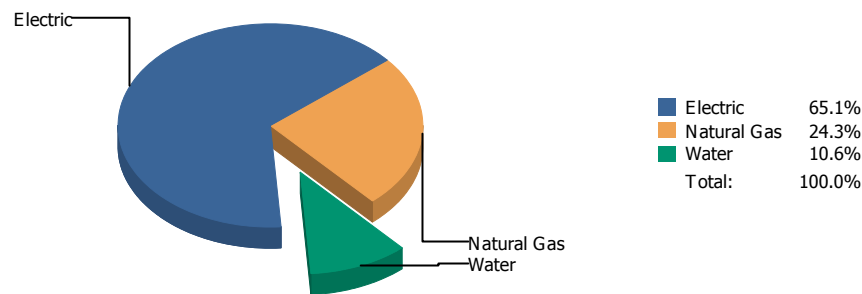


Commodity	Common Use	Energy Use	Energy Use per Area	Total Cost	Cost / Unit	Cost/Area
Place: [BCPSS213] Govans Elementary [BUILDING]						
Area: 45,341 SqFt						
Billing Period between Jul 2013 and Jun 2014						
ELECTRIC	396,400.00 kWh	1,352,913 KBtu	29.84	\$46,188.36	\$0.117 /kWh	\$1.02 / SqFt
OIL2	12,638.40 Gal	1,752,820 KBtu	38.66	\$42,550.11	\$3.367 /Gal	\$0.94 / SqFt
WATER	739.87 MGal	KBtu		\$7,410.52	\$10.016 /MGal	\$0.16 / SqFt
Totals:		3,105,733 KBtu	68.50	\$96,148.99		

Energy

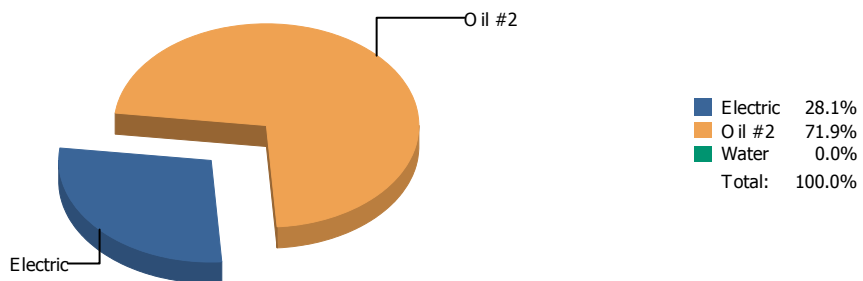


Cost

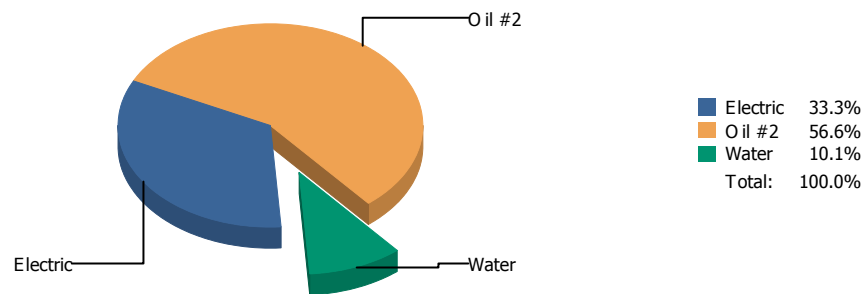


Commodity	Common Use	Energy Use	Energy Use per Area	Total Cost	Cost / Unit	Cost/Area
Place: [BCPSS214] Guilford Elementary/Middle (K-8) [BUILDING]						
Area: 50,383 SqFt						
Billing Period between Jul 2013 and Jun 2014						
ELECTRIC	691,800.00 kWh	2,361,113 KBtu	46.86	\$84,209.66	\$0.122 /kWh	\$1.67 / SqFt
NATURALGAS	28,902.00 THERM	2,890,200 KBtu	57.36	\$31,426.01	\$1.087 /THERM	\$0.62 / SqFt
WATER	975.52 MGal	KBtu		\$13,667.28	\$14.010 /MGal	\$0.27 / SqFt
Totals:		5,251,313 KBtu	104.23	\$129,302.95		

Energy

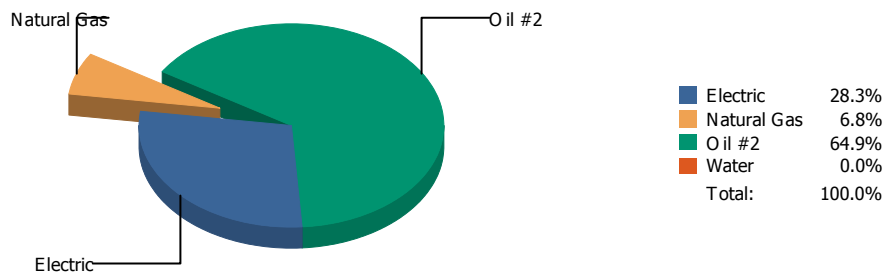


Cost

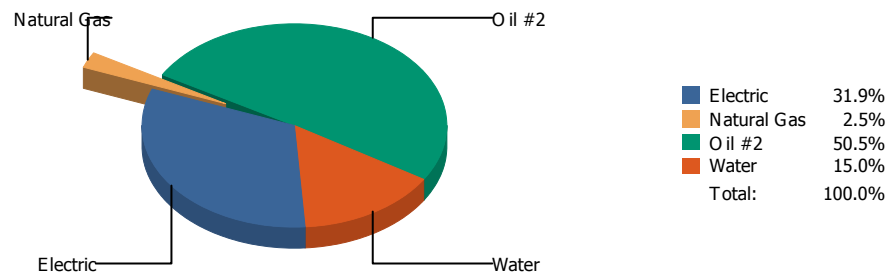


Commodity	Common Use	Energy Use	Energy Use per Area	Total Cost	Cost / Unit	Cost/Area
Place: [BCPSS215] Highlandtown Elementary/Middle [BUILDING]						
Area: 61,646 SqFt						
Billing Period between Jul 2013 and Jun 2014						
ELECTRIC	917,400.00 kWh	3,131,086 KBtu	50.79	\$103,573.10	\$0.113 /kWh	\$1.68 / SqFt
OIL2	57,874.00 Gal	8,026,545 KBtu	130.20	\$176,272.52	\$3.046 /Gal	\$2.86 / SqFt
WATER	2,202.41 MGal	KBtu		\$31,390.86	\$14.253 /MGal	\$0.51 / SqFt
Totals:		11,157,631 KBtu	181.00	\$311,236.48		

Energy



Cost

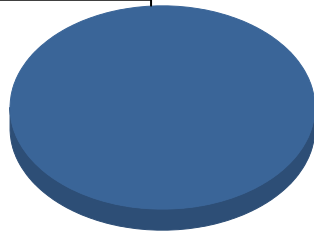


Commodity	Common Use	Energy Use	Energy Use per Area	Total Cost	Cost / Unit	Cost/Area
Place: [BCPSS217] Belmont Elementary [BUILDING]						
Area: 71,568 SqFt						
Billing Period between Jul 2013 and Jun 2014						
ELECTRIC	325,560.00 kWh	1,111,136 KBtu	15.53	\$38,923.93	\$0.120 /kWh	\$0.54 / SqFt
NATURALGAS	2,671.00 THERM	267,100 KBtu	3.73	\$3,086.04	\$1.155 /THERM	\$0.04 / SqFt
OIL2	18,410.70 Gal	2,553,380 KBtu	35.68	\$61,640.32	\$3.348 /Gal	\$0.86 / SqFt
WATER	396.49 MGal	KBtu		\$18,352.13	\$46.286 /MGal	\$0.26 / SqFt
Totals:		3,931,616 KBtu	54.94	\$122,002.42		

Energy

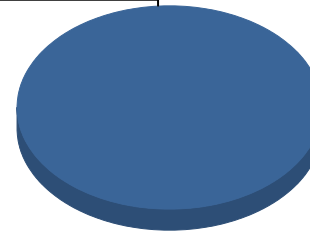
Cost

Electric



■ Electric 100.0%
Total: 100.0%

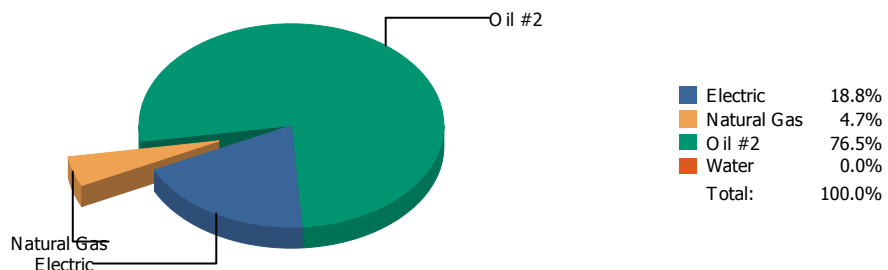
Electric



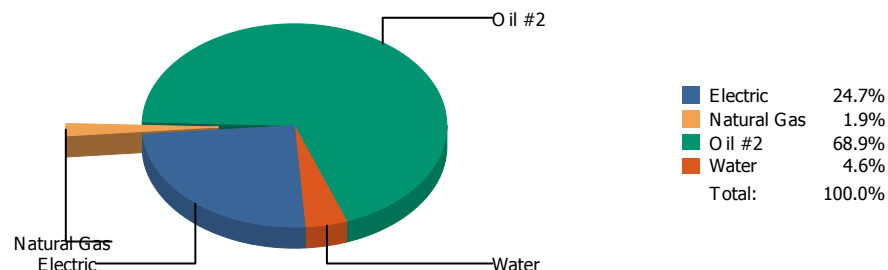
■ Electric 100.0%
Total: 100.0%

Commodity	Common Use	Energy Use	Energy Use per Area	Total Cost	Cost / Unit	Cost/Area
Place: [BCPSS218] Howard Park Elementary [BUILDING]						
Area: 52,823 SqFt						
Billing Period between Jul 2013 and Jun 2014						
ELECTRIC	151,800.00 kWh	518,093 KBtu	9.81	\$19,362.93	\$0.128 /kWh	\$0.37 / SqFt
Totals:		518,093 KBtu	9.81	\$19,362.93		

Energy

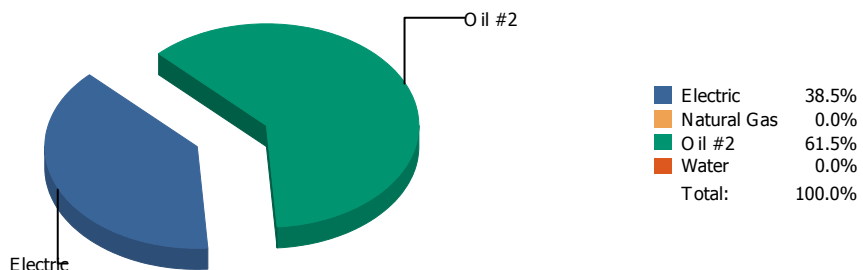


Cost

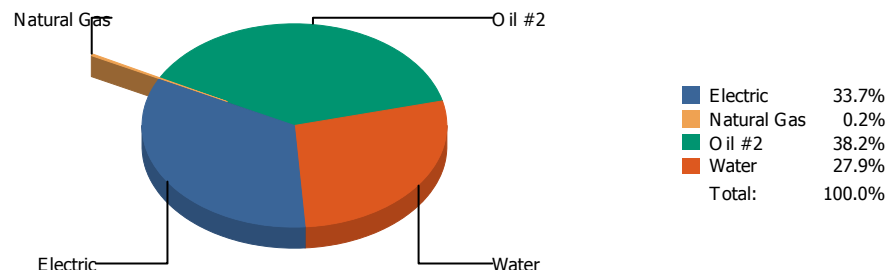


Commodity	Common Use	Energy Use	Energy Use per Area	Total Cost	Cost / Unit	Cost/Area
Place: [BCPSS219] Yorkwood Elementary [BUILDING]						
Area: 71,861 SqFt						
Billing Period between Jul 2013 and Jun 2014						
ELECTRIC	281,090.00 kWh	959,360 KBtu	13.35	\$33,696.24	\$0.120 /kWh	\$0.47 / SqFt
NATURALGAS	2,389.00 THERM	238,900 KBtu	3.32	\$2,548.23	\$1.067 /THERM	\$0.04 / SqFt
OIL2	28,064.00 Gal	3,892,196 KBtu	54.16	\$93,984.23	\$3.349 /Gal	\$1.31 / SqFt
WATER	308.97 MGal	KBtu		\$6,245.73	\$20.215 /MGal	\$0.09 / SqFt
Totals:		5,090,456 KBtu	70.84	\$136,474.43		

Energy

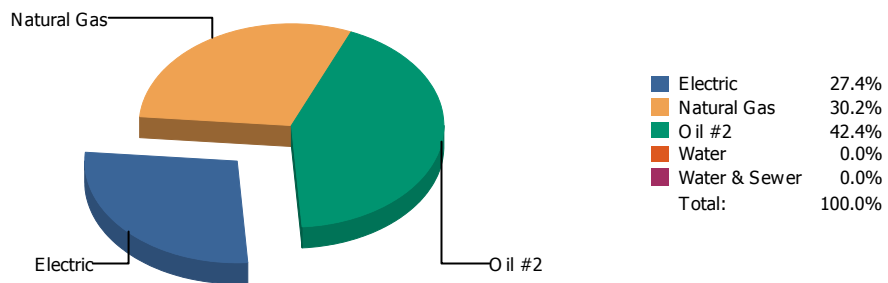


Cost

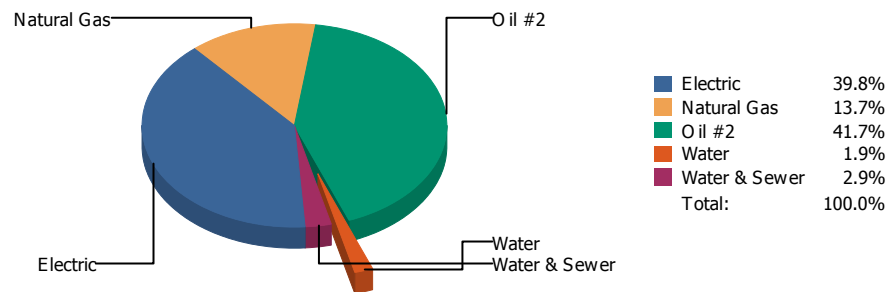


Commodity	Common Use	Energy Use	Energy Use per Area	Total Cost	Cost / Unit	Cost/Area
Place: [BCPSS220] Morrell Park Elementary/Middle (K-8) [BUILDING]						
Area: 53,314 SqFt						
Billing Period between Jul 2013 and Jun 2014						
ELECTRIC	495,600.00 kWh	1,691,483 KBtu	31.73	\$58,096.61	\$0.117 /kWh	\$1.09 / SqFt
NATURALGAS	0.00 THERM	0 KBtu		\$425.40	\$0.000 /THERM	\$0.01 / SqFt
OIL2	19,473.00 Gal	2,700,710 KBtu	50.66	\$65,695.47	\$3.374 /Gal	\$1.23 / SqFt
WATER	2,640.79 MGal	KBtu		\$47,965.62	\$18.163 /MGal	\$0.90 / SqFt
Totals:		4,392,193 KBtu	82.38	\$172,183.10		

Energy

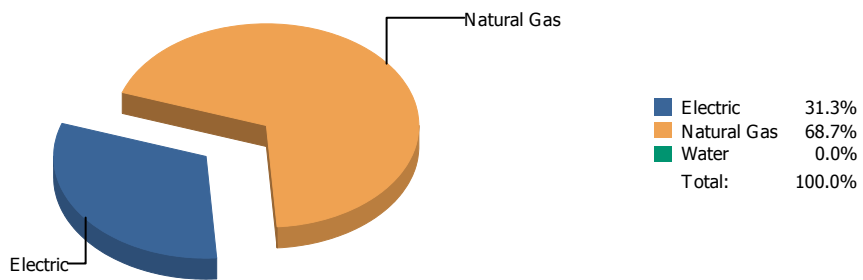


Cost

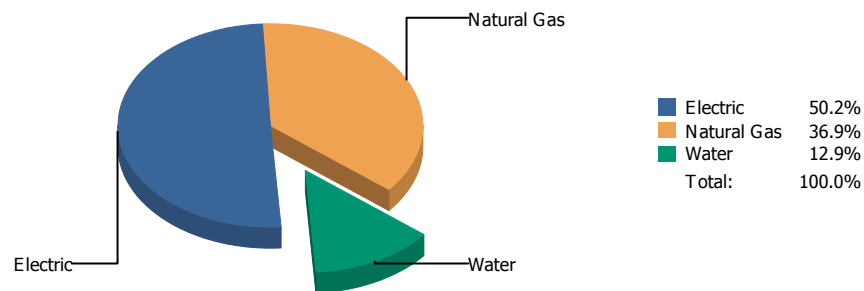


Commodity	Common Use	Energy Use	Energy Use per Area	Total Cost	Cost / Unit	Cost/Area
Place: [BCPSS221] Mt. Washington Elementary [BUILDING]						
Area: 50,412 SqFt						
Billing Period between Jul 2013 and Jun 2014						
ELECTRIC	336,592.00 kWh	1,148,788 KBtu	22.79	\$40,469.69	\$0.120 /kWh	\$0.80 / SqFt
NATURALGAS	12,626.00 THERM	1,262,600 KBtu	25.05	\$13,961.60	\$1.106 /THERM	\$0.28 / SqFt
OIL2	12,788.60 Gal	1,773,651 KBtu	35.18	\$42,428.37	\$3.318 /Gal	\$0.84 / SqFt
WATER	182.54 MGal	KBtu		\$1,974.52	\$10.817 /MGal	\$0.04 / SqFt
WATERSEWER	258.84 MGal	KBtu		\$2,960.88	\$11.439 /MGal	\$0.06 / SqFt
Totals:		4,185,039 KBtu	83.02	\$101,795.06		

Energy



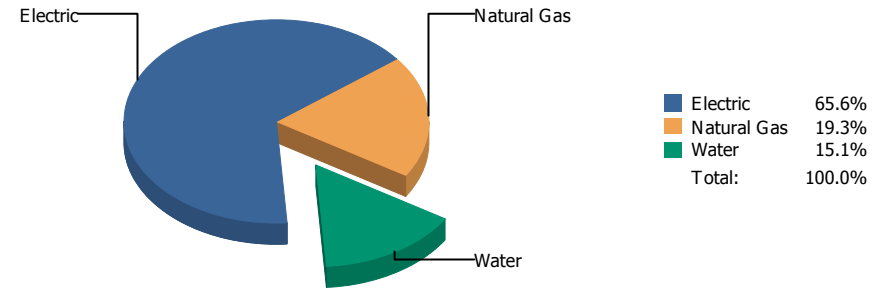
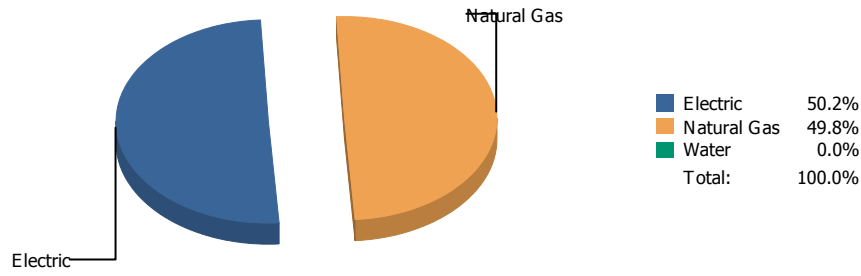
Cost



Commodity	Common Use	Energy Use	Energy Use per Area	Total Cost	Cost / Unit	Cost/Area
Place: [BCPSS223] Pimlico Elementary [BUILDING]						
Area: 165,274 SqFt						
Billing Period between Jul 2013 and Jun 2014						
ELECTRIC	1,095,801.00 kWh	3,739,969 KBtu	22.63	\$123,246.98	\$0.112 /kWh	\$0.75 / SqFt
NATURALGAS	82,010.00 THERM	8,201,000 KBtu	49.62	\$90,471.84	\$1.103 /THERM	\$0.55 / SqFt
WATER	1,050.33 MGal	KBtu		\$31,777.50	\$30.255 /MGal	\$0.19 / SqFt
Totals:		11,940,969 KBtu	72.25	\$245,496.32		

Energy

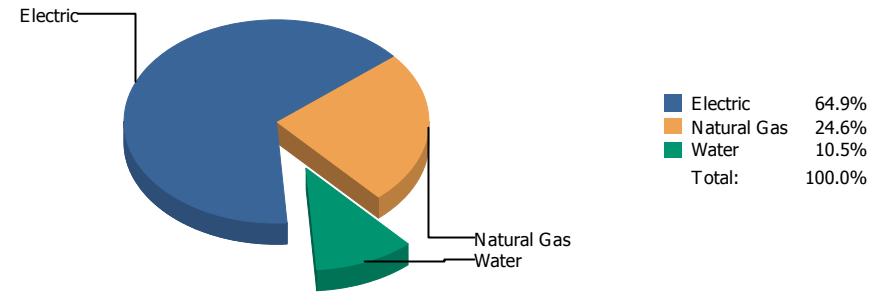
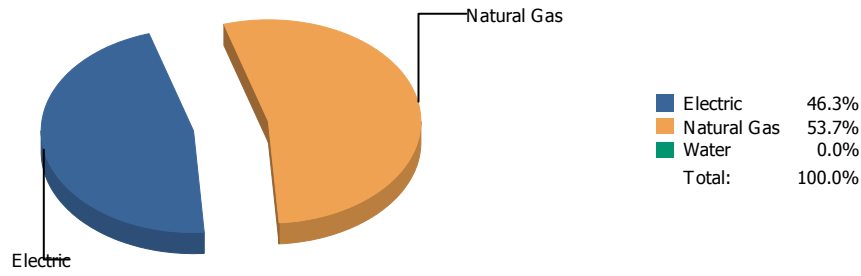
Cost



Commodity	Common Use	Energy Use	Energy Use per Area	Total Cost	Cost / Unit	Cost/Area
Place: [BCPSS224] Grove Park Elementary [BUILDING]						
Area: 45,089 SqFt						
Billing Period between Jul 2013 and Jun 2014						
ELECTRIC	627,899.00 kWh	2,143,019 KBtu	47.53	\$80,294.63	\$0.128 /kWh	\$1.78 / SqFt
NATURALGAS	21,285.00 THERM	2,128,500 KBtu	47.21	\$23,687.36	\$1.113 /THERM	\$0.53 / SqFt
WATER	521.43 MGal	KBtu		\$18,457.19	\$35.398 /MGal	\$0.41 / SqFt
Totals:		4,271,519 KBtu	94.74	\$122,439.18		

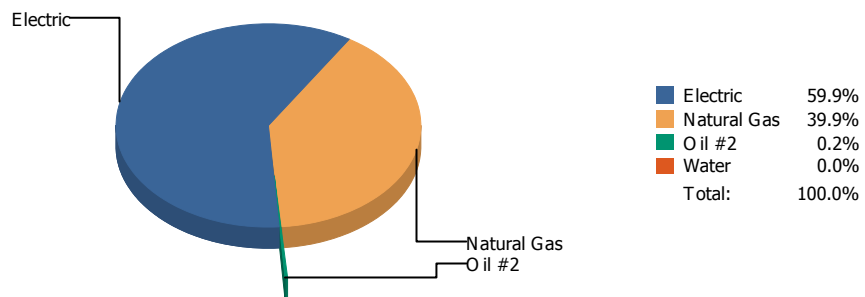
Energy

Cost

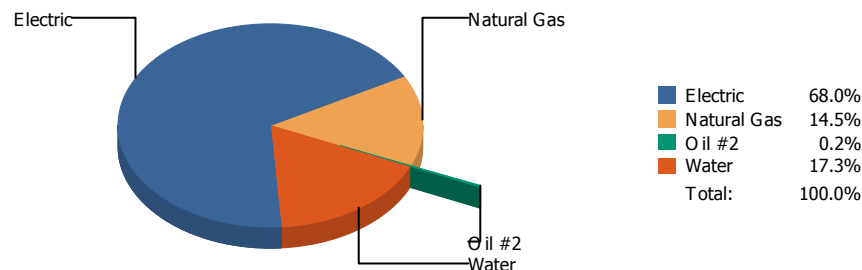


Commodity	Common Use	Energy Use	Energy Use per Area	Total Cost	Cost / Unit	Cost/Area
Place: [BCPSS225] Westport Academy (PreK-8) [BUILDING]						
Area: 103,206 SqFt						
Billing Period between Jul 2013 and Jun 2014						
ELECTRIC	1,541,400.00 kWh	5,260,798 KBtu	50.97	\$172,343.70	\$0.112 /kWh	\$1.67 / SqFt
NATURALGAS	61,077.00 THERM	6,107,700 KBtu	59.18	\$65,406.74	\$1.071 /THERM	\$0.63 / SqFt
WATER	2,189.69 MGal	KBtu		\$27,925.19	\$12.753 /MGal	\$0.27 / SqFt
Totals:		11,368,498 KBtu	110.15	\$265,675.63		

Energy



Cost

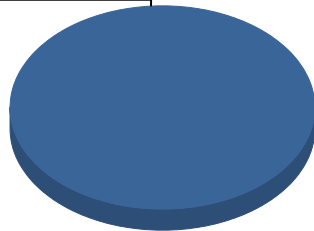


Commodity	Common Use	Energy Use	Energy Use per Area	Total Cost	Cost / Unit	Cost/Area
Place: [BCPSS226] Violetville Elementary/Middle (K-8) [BUILDING]						
Area: 43,060 SqFt						
Billing Period between Jul 2013 and Jun 2014						
ELECTRIC	1,147,000.00 kWh	3,914,711 KBtu	90.91	\$131,685.60	\$0.115 /kWh	\$3.06 / SqFt
NATURALGAS	26,071.00 THERM	2,607,100 KBtu	60.55	\$28,149.96	\$1.080 /THERM	\$0.65 / SqFt
OIL2	105.30 Gal	14,604 KBtu	0.34	\$428.30	\$4.067 /Gal	\$0.01 / SqFt
WATER	350.86 MGal	KBtu		\$33,435.12	\$95.295 /MGal	\$0.78 / SqFt
Totals:		6,536,415 KBtu	151.80	\$193,698.98		

Energy

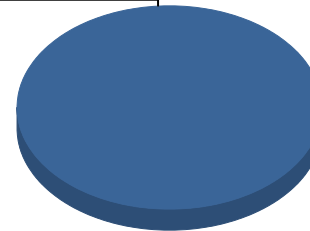
Cost

Electric



■ Electric 100.0%
Total: 100.0%

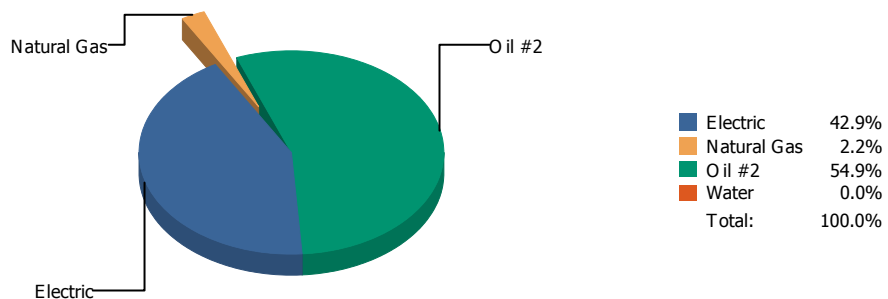
Electric



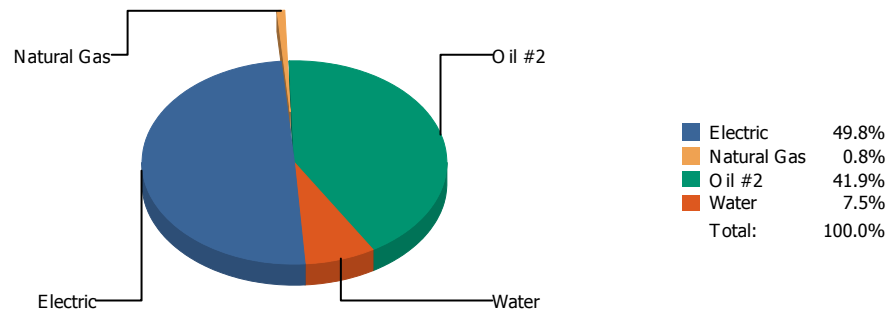
■ Electric 100.0%
Total: 100.0%

Commodity	Common Use	Energy Use	Energy Use per Area	Total Cost	Cost / Unit	Cost/Area
Place: [BCPSS227] St. helena Elementary [BUILDING]						
Area: 0 SqFt						
Billing Period between Jul 2013 and Jun 2014						
ELECTRIC	66,500.00 kWh	226,965 KBtu		\$7,862.98	\$0.118 /kWh	\$0.00 / SqFt
Totals:		226,965 KBtu	0.00	\$7,862.98		

Energy

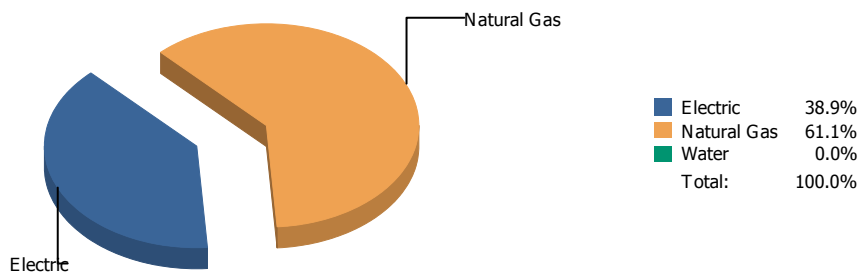


Cost

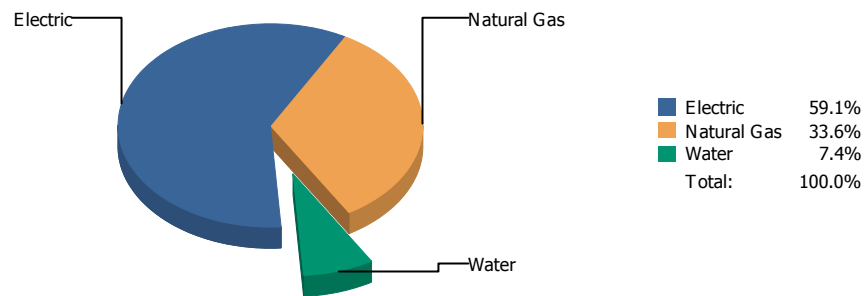


Commodity	Common Use	Energy Use	Energy Use per Area	Total Cost	Cost / Unit	Cost/Area
Place: [BCPSS228] John Ruhrah Elementary [BUILDING]						
Area: 62,638 SqFt						
Billing Period between Jul 2013 and Jun 2014						
ELECTRIC	1,127,221.00 kWh	3,847,205 KBtu	61.42	\$140,001.06	\$0.124 /kWh	\$2.24 / SqFt
NATURALGAS	2,006.00 THERM	200,600 KBtu	3.20	\$2,330.37	\$1.162 /THERM	\$0.04 / SqFt
OIL2	35,466.00 Gal	4,918,780 KBtu	78.53	\$117,771.59	\$3.321 /Gal	\$1.88 / SqFt
WATER	1,983.21 MGal	KBtu		\$21,029.66	\$10.604 /MGal	\$0.34 / SqFt
Totals:		8,966,585 KBtu	143.15	\$281,132.68		

Energy

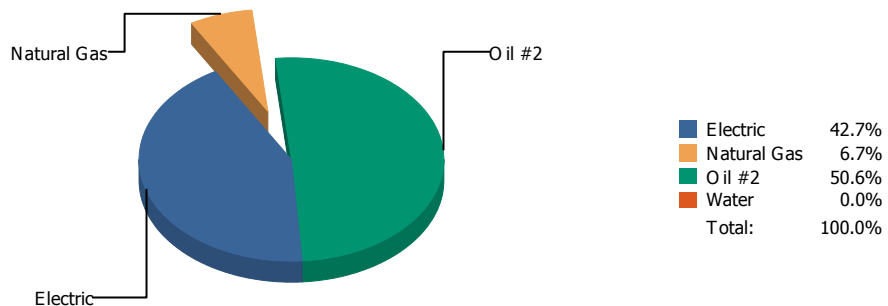


Cost

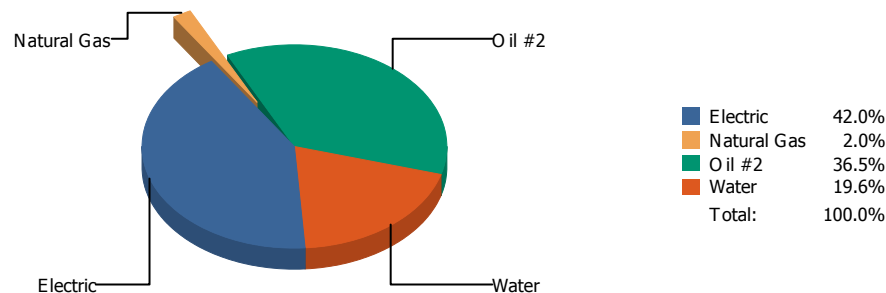


Commodity	Common Use	Energy Use	Energy Use per Area	Total Cost	Cost / Unit	Cost/Area
Place: [BCPSS229] Holabird Elementary [BUILDING]						
Area: 49,754 SqFt						
Billing Period between Jul 2013 and Jun 2014						
ELECTRIC	590,400.00 kWh	2,015,035 KBtu	40.50	\$69,124.27	\$0.117 /kWh	\$1.39 / SqFt
NATURALGAS	31,610.00 THERM	3,161,000 KBtu	63.53	\$39,281.83	\$1.243 /THERM	\$0.79 / SqFt
WATER	457.09 MGal	KBtu		\$8,618.03	\$18.854 /MGal	\$0.17 / SqFt
Totals:		5,176,035 KBtu	104.03	\$117,024.13		

Energy

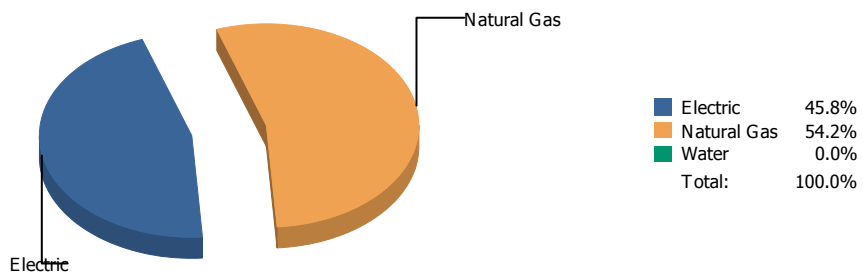


Cost

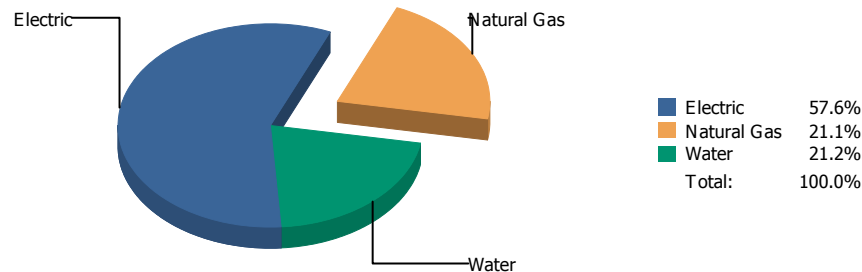


Commodity	Common Use	Energy Use	Energy Use per Area	Total Cost	Cost / Unit	Cost/Area
Place: [BCPSS230] Canton Middle/Friendship Academy (FAST)#338 [BUILDING]						
Area: 97,568 SqFt						
Billing Period between Jul 2013 and Jun 2014						
ELECTRIC	925,600.00 kWh	3,159,073 KBtu	32.38	\$104,411.06	\$0.113 /kWh	\$1.07 / SqFt
NATURALGAS	4,950.00 THERM	495,000 KBtu	5.07	\$4,890.14	\$0.988 /THERM	\$0.05 / SqFt
OIL2	26,936.00 Gal	3,735,754 KBtu	38.29	\$90,868.94	\$3.374 /Gal	\$0.93 / SqFt
WATER	2,592.91 MGal	KBtu		\$48,703.75	\$18.783 /MGal	\$0.50 / SqFt
Totals:		7,389,827 KBtu	75.74	\$248,873.89		

Energy

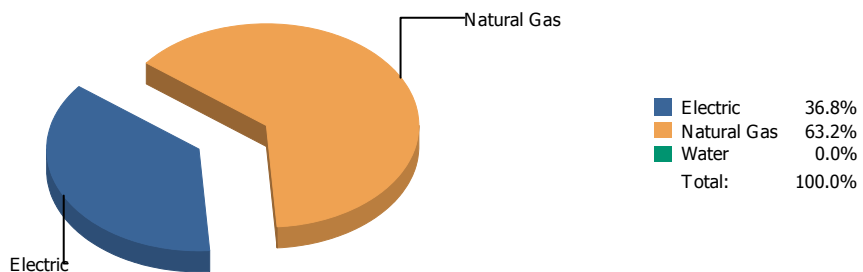


Cost

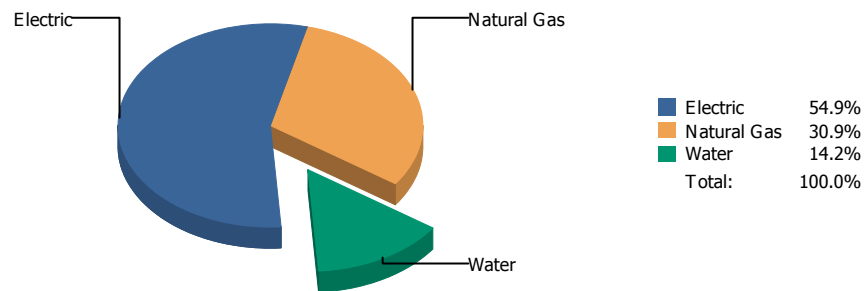


Commodity	Common Use	Energy Use	Energy Use per Area	Total Cost	Cost / Unit	Cost/Area
Place: [BCPSS231] Brehms Lane Elementary [BUILDING]						
Area: 59,713 SqFt						
Billing Period between Jul 2013 and Jun 2014						
ELECTRIC	744,702.00 kWh	2,541,668 KBtu	42.56	\$86,534.83	\$0.116 /kWh	\$1.45 / SqFt
NATURALGAS	30,068.00 THERM	3,006,800 KBtu	50.35	\$31,745.95	\$1.056 /THERM	\$0.53 / SqFt
WATER	3,474.18 MGal	KBtu		\$31,857.57	\$9.170 /MGal	\$0.53 / SqFt
Totals:		5,548,468 KBtu	92.92	\$150,138.35		

Energy

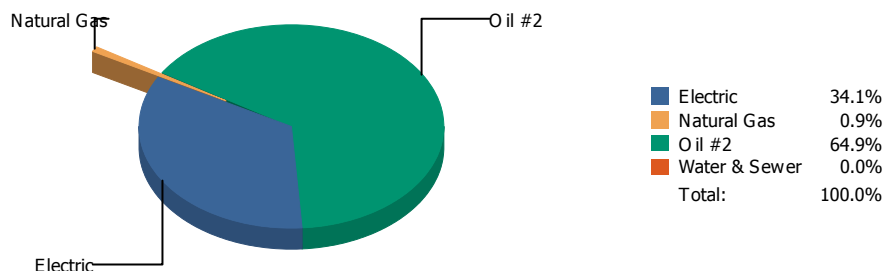


Cost

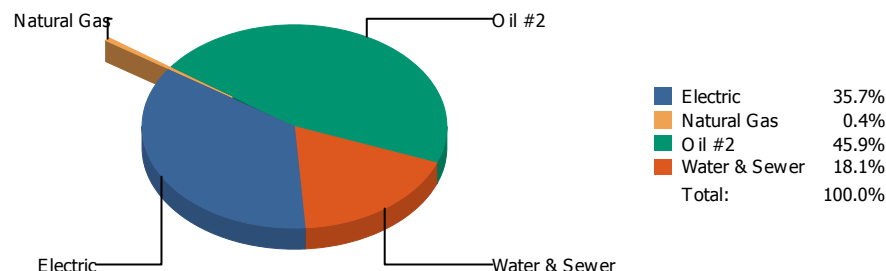


Commodity	Common Use	Energy Use	Energy Use per Area	Total Cost	Cost / Unit	Cost/Area
Place: [BCPSS232] Thomas Jefferson Elementary [BUILDING]						
Area: 57,430 SqFt						
Billing Period between Jul 2013 and Jun 2014						
ELECTRIC	621,709.00 kWh	2,121,893 KBtu	36.95	\$71,738.23	\$0.115 /kWh	\$1.25 / SqFt
NATURALGAS	36,460.00 THERM	3,646,000 KBtu	63.49	\$40,393.96	\$1.108 /THERM	\$0.70 / SqFt
WATER	68.83 MGal	KBtu		\$18,530.41	\$269.239 /MGal	\$0.32 / SqFt
Totals:		5,767,893 KBtu	100.43	\$130,662.60		

Energy



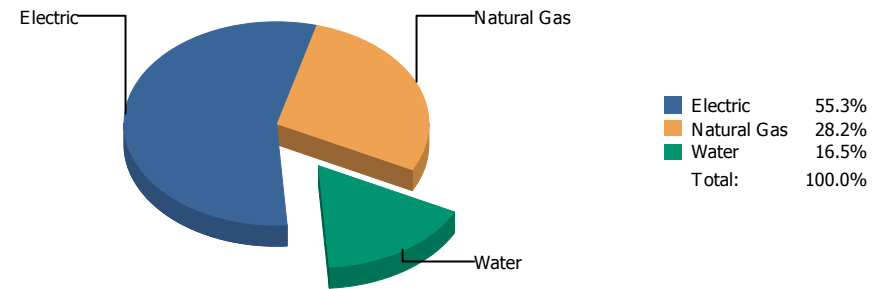
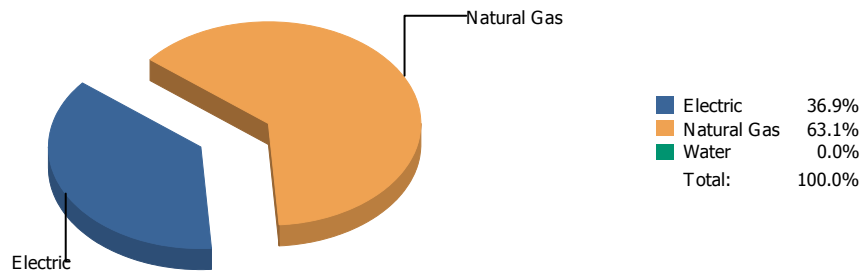
Cost



Commodity	Common Use	Energy Use	Energy Use per Area	Total Cost	Cost / Unit	Cost/Area
Place: [BCPSS233] Roland Park Elementary/Middle(K-8) [BUILDING]						
Area: 179,299 SqFt						
Billing Period between Jul 2013 and Jun 2014						
ELECTRIC	1,234,840.00 kWh	4,214,509 KBtu	23.51	\$142,739.27	\$0.116 /kWh	\$0.80 / SqFt
NATURALGAS	1,169.00 THERM	116,900 KBtu	0.65	\$1,473.07	\$1.260 /THERM	\$0.01 / SqFt
OIL2	57,799.00 Gal	8,016,143 KBtu	44.71	\$183,678.49	\$3.178 /Gal	\$1.02 / SqFt
WATERSEWER	7,800.44 MGal	KBtu		\$72,341.16	\$9.274 /MGal	\$0.40 / SqFt
Totals:		12,347,552 KBtu	68.87	\$400,231.99		

Energy

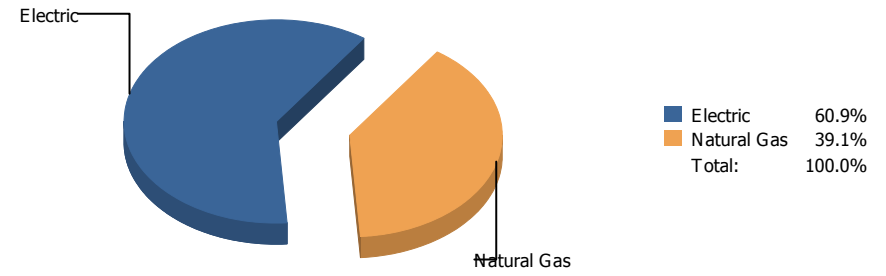
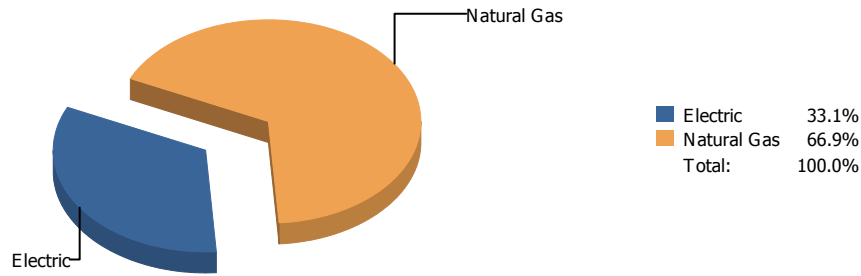
Cost



Commodity	Common Use	Energy Use	Energy Use per Area	Total Cost	Cost / Unit	Cost/Area
Place: [BCPSS234] Arlington Elementary [BUILDING]						
Area: 76,684 SqFt						
Billing Period between Jul 2013 and Jun 2014						
ELECTRIC	915,302.00 kWh	3,123,926 KBtu	40.74	\$106,858.43	\$0.117 /kWh	\$1.39 / SqFt
NATURALGAS	53,346.00 THERM	5,334,600 KBtu	69.57	\$54,416.58	\$1.020 /THERM	\$0.71 / SqFt
WATER	2,729.82 MGal	KBtu		\$31,790.37	\$11.646 /MGal	\$0.41 / SqFt
Totals:		8,458,526 KBtu	110.30	\$193,065.38		

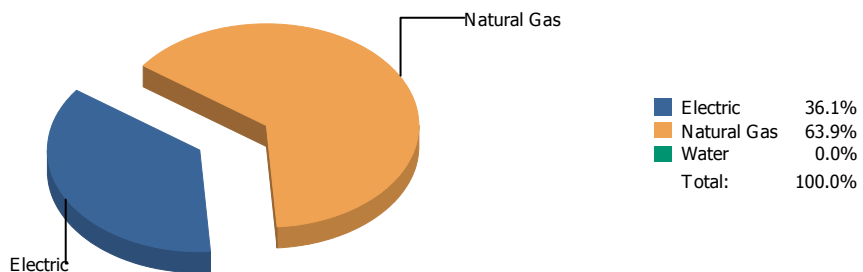
Energy

Cost

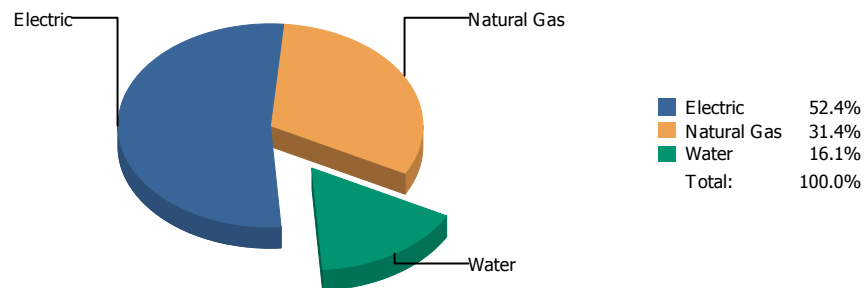


Commodity	Common Use	Energy Use	Energy Use per Area	Total Cost	Cost / Unit	Cost/Area
Place: [BCPSS235] Glenmount Elementary/Middle (K-8) [BUILDING]						
Area: 91,514 SqFt						
Billing Period between Jul 2013 and Jun 2014						
ELECTRIC	860,500.00 kWh	2,936,887 KBtu	32.09	\$98,422.57	\$0.114 /kWh	\$1.08 / SqFt
NATURALGAS	59,482.00 THERM	5,948,200 KBtu	65.00	\$63,092.98	\$1.061 /THERM	\$0.69 / SqFt
Totals:		8,885,087 KBtu	97.09	\$161,515.55		

Energy

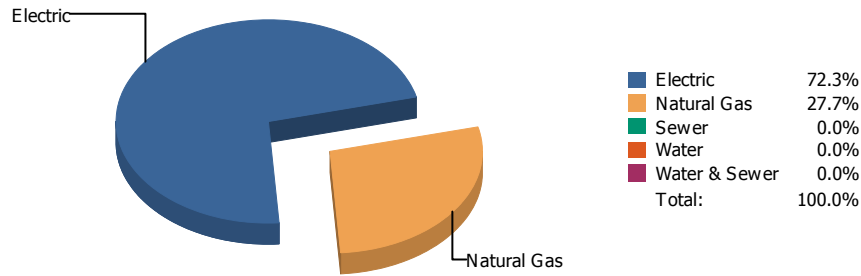


Cost

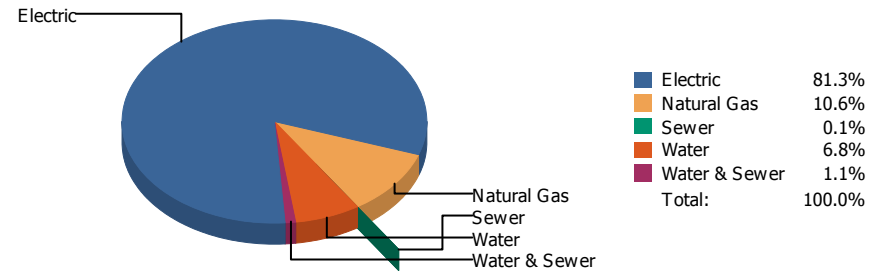


Commodity	Common Use	Energy Use	Energy Use per Area	Total Cost	Cost / Unit	Cost/Area
Place: [BCPSS236] Hamilton Elementary/Middle(K-8) [BUILDING]						
Area: 82,303 SqFt						
Billing Period between Jul 2013 and Jun 2014						
ELECTRIC	1,078,600.00 kWh	3,681,262 KBtu	44.73	\$121,634.79	\$0.113 /kWh	\$1.48 / SqFt
NATURALGAS	65,109.00 THERM	6,510,900 KBtu	79.11	\$72,970.61	\$1.121 /THERM	\$0.89 / SqFt
WATER	3,033.55 MGal	KBtu		\$37,450.44	\$12.345 /MGal	\$0.46 / SqFt
Totals:		10,192,162 KBtu	123.84	\$232,055.84		

Energy



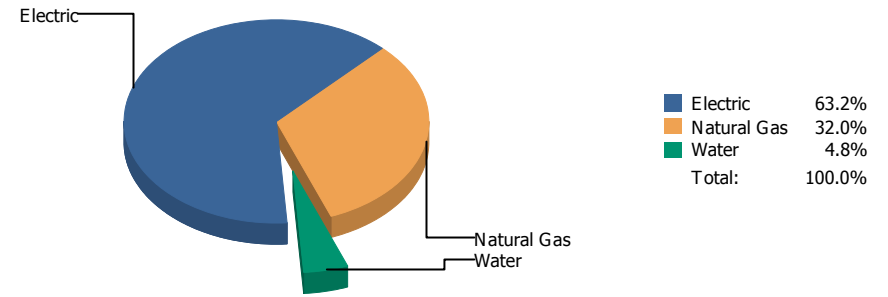
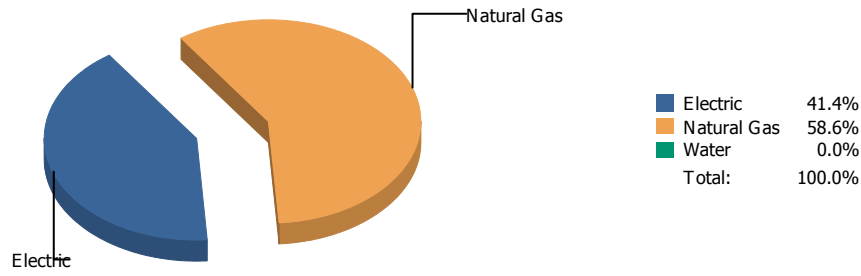
Cost



Commodity	Common Use	Energy Use	Energy Use per Area	Total Cost	Cost / Unit	Cost/Area
Place: [BCPSS237] Highlandtown Elementary/Middle [BUILDING]						
Area: 74,492 SqFt						
Billing Period between Jul 2013 and Jun 2014						
ELECTRIC	862,300.00 kWh	2,943,030 KBtu	39.51	\$98,565.02	\$0.114 /kWh	\$1.32 / SqFt
NATURALGAS	11,281.00 THERM	1,128,100 KBtu	15.14	\$12,856.32	\$1.140 /THERM	\$0.17 / SqFt
SEWER	0.00 MGal	KBtu		\$140.00	\$0.000 /MGal	\$0.00 / SqFt
WATER	563.32 MGal	KBtu		\$8,241.01	\$14.629 /MGal	\$0.11 / SqFt
WATERSEWER	20.95 MGal	KBtu		\$1,383.30	\$66.039 /MGal	\$0.02 / SqFt
Totals:		4,071,130 KBtu	54.65	\$121,185.65		

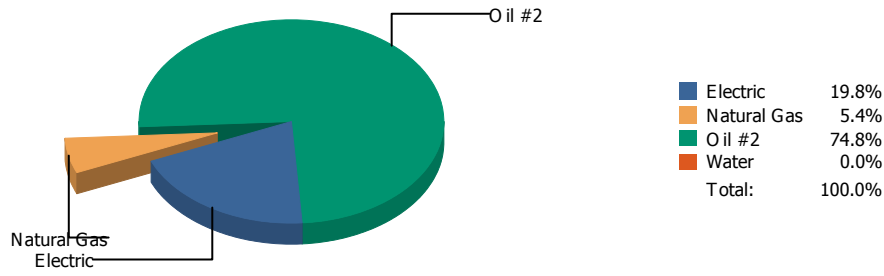
Energy

Cost

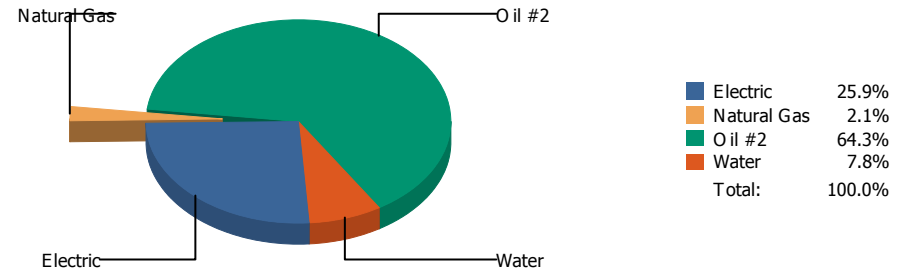


Commodity	Common Use	Energy Use	Energy Use per Area	Total Cost	Cost / Unit	Cost/Area
Place: [BCPSS239] Benjamin Franklin Jr. High [BUILDING]						
Area: 98,846 SqFt						
Billing Period between Jul 2013 and Jun 2014						
ELECTRIC	1,003,376.00 kWh	3,424,522 KBtu	34.65	\$112,122.56	\$0.112 /kWh	\$1.13 / SqFt
NATURALGAS	48,515.00 THERM	4,851,500 KBtu	49.08	\$56,847.72	\$1.172 /THERM	\$0.58 / SqFt
WATER	62.84 MGal	KBtu		\$8,435.52	\$134.237 /MGal	\$0.09 / SqFt
Totals:		8,276,022 KBtu	83.73	\$177,405.80		

Energy

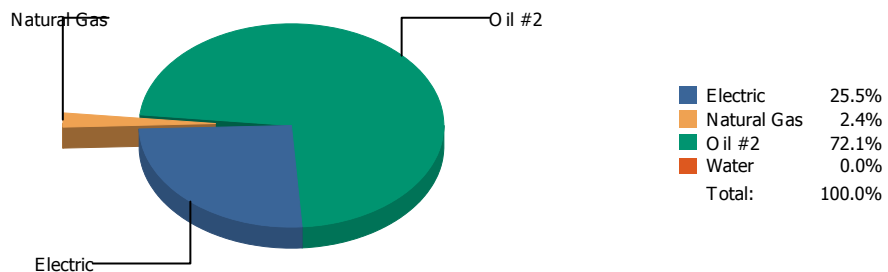


Cost

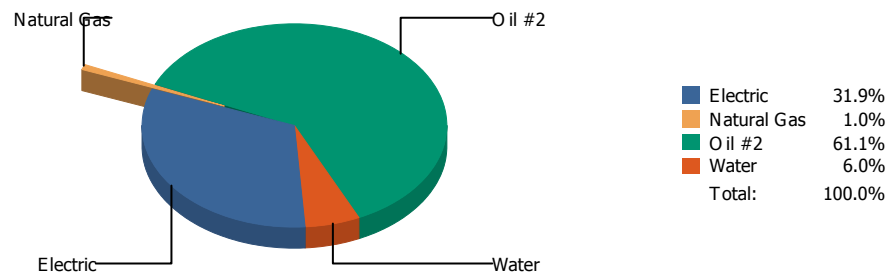


Commodity	Common Use	Energy Use	Energy Use per Area	Total Cost	Cost / Unit	Cost/Area
Place: [BCPSS240] Graceland Park at ODonnell Hgts. Elem/Middle [BUILDING]						
Area: 75,613 SqFt						
Billing Period between Jul 2013 and Jun 2014						
ELECTRIC	493,020.00 kWh	1,682,677 KBtu	22.25	\$61,066.54	\$0.124 /kWh	\$0.81 / SqFt
NATURALGAS	4,622.00 THERM	462,200 KBtu	6.11	\$4,840.63	\$1.047 /THERM	\$0.06 / SqFt
OIL2	45,883.50 Gal	6,363,583 KBtu	84.16	\$151,573.26	\$3.303 /Gal	\$2.00 / SqFt
WATER	1,030.13 MGal	KBtu		\$18,417.18	\$17.878 /MGal	\$0.24 / SqFt
Totals:		8,508,460 KBtu	112.53	\$235,897.61		

Energy

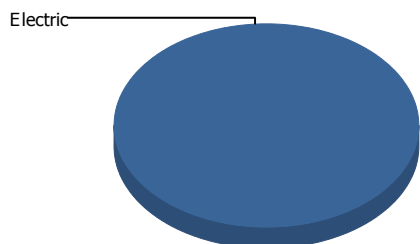


Cost



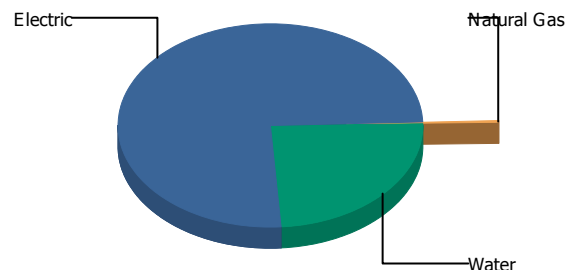
Commodity	Common Use	Energy Use	Energy Use per Area	Total Cost	Cost / Unit	Cost/Area
Place: [BCPSS241] Fallstaff Elem/Middle [BUILDING]						
Area: 71,831 SqFt						
Billing Period between Jul 2013 and Jun 2014						
ELECTRIC	618,229.00 kWh	2,110,016 KBtu	29.37	\$71,044.20	\$0.115 /kWh	\$0.99 / SqFt
NATURALGAS	1,951.00 THERM	195,100 KBtu	2.72	\$2,153.58	\$1.104 /THERM	\$0.03 / SqFt
OIL2	42,953.00 Gal	5,957,152 KBtu	82.93	\$136,049.44	\$3.167 /Gal	\$1.89 / SqFt
WATER	2,026.60 MGal	KBtu		\$20,074.78	\$9.906 /MGal	\$0.28 / SqFt
Totals:		8,262,267 KBtu	115.02	\$229,322.00		

Energy



Electric	100.0%
Natural Gas	0.0%
Water	0.0%
Total:	100.0%

Cost

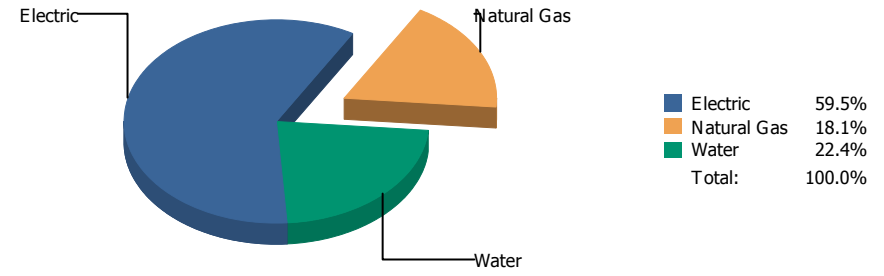
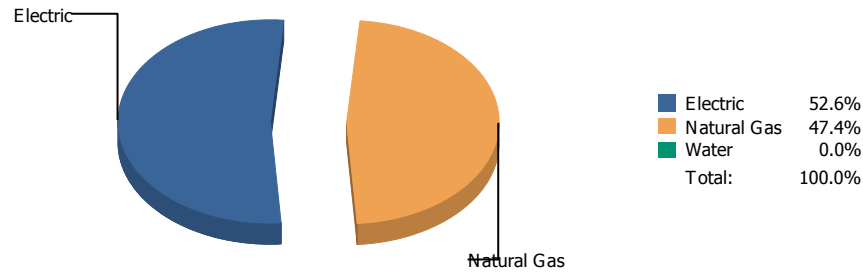


Electric	75.5%
Natural Gas	0.4%
Water	24.1%
Total:	100.0%

Commodity	Common Use	Energy Use	Energy Use per Area	Total Cost	Cost / Unit	Cost/Area
Place: [BCPSS242] Northwood Elementary [BUILDING]						
Area: 68,166 SqFt						
Billing Period between Jul 2013 and Jun 2014						
ELECTRIC	574,220.00 kWh	1,959,813 KBtu	28.75	\$69,595.70	\$0.121 /kWh	\$1.02 / SqFt
NATURALGAS	0.00 THERM	0 KBtu		\$390.40	\$0.000 /THERM	\$0.01 / SqFt
WATER	890.24 MGal	KBtu		\$22,251.00	\$24.994 /MGal	\$0.33 / SqFt
Totals:		1,959,813 KBtu	28.75	\$92,237.10		

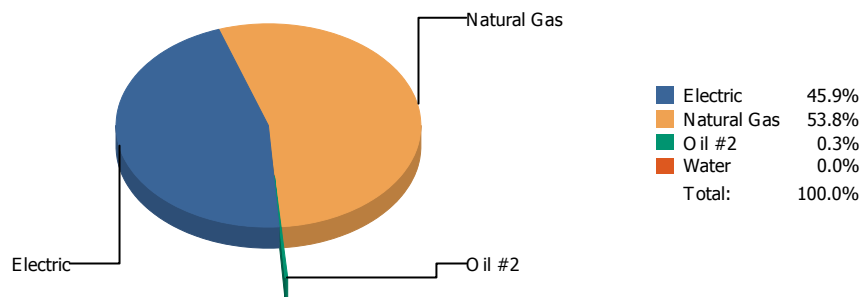
Energy

Cost

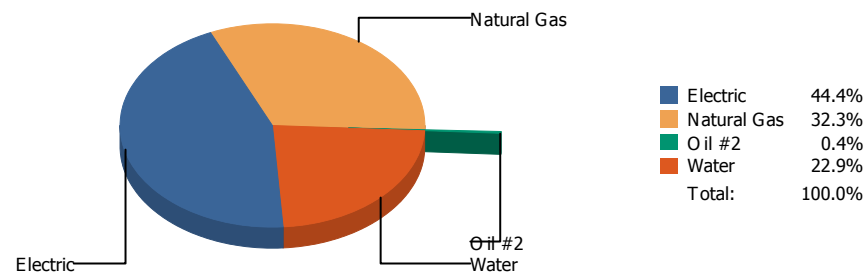


Commodity	Common Use	Energy Use	Energy Use per Area	Total Cost	Cost / Unit	Cost/Area
Place: [BCPSS243] Armistead Gardens Elementary/Middle [BUILDING]						
Area: 56,598 SqFt						
Billing Period between Jul 2013 and Jun 2014						
ELECTRIC	733,300.00 kWh	2,502,753 KBtu	44.22	\$84,097.48	\$0.115 /kWh	\$1.49 / SqFt
NATURALGAS	22,534.00 THERM	2,253,400 KBtu	39.81	\$25,649.47	\$1.138 /THERM	\$0.45 / SqFt
WATER	1,565.03 MGal	KBtu		\$31,711.72	\$20.263 /MGal	\$0.56 / SqFt
Totals:		4,756,153 KBtu	84.03	\$141,458.67		

Energy



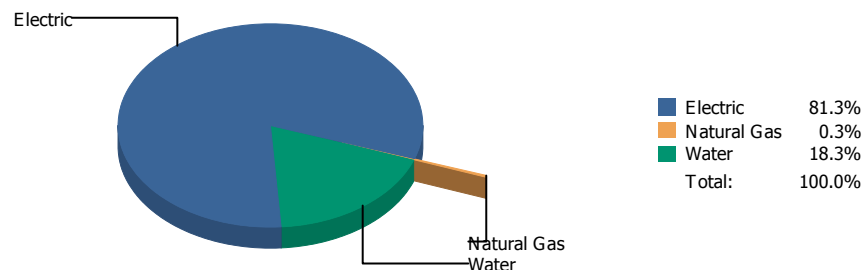
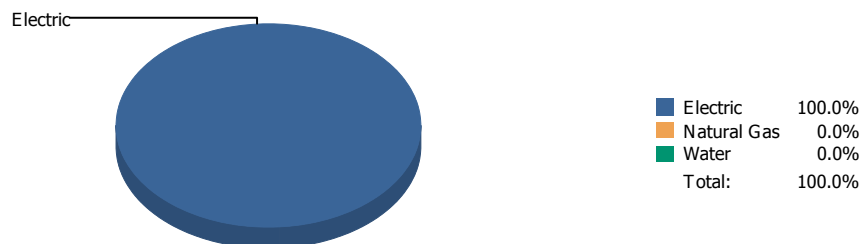
Cost



Commodity	Common Use	Energy Use	Energy Use per Area	Total Cost	Cost / Unit	Cost/Area
Place: [BCPSS245] Leith Walk Elementary [BUILDING]						
Area: 75,223 SqFt						
Billing Period between Jul 2013 and Jun 2014						
ELECTRIC	1,903,800.00 kWh	6,497,669 KBtu	86.38	\$112,825.36	\$0.059 /kWh	\$1.50 / SqFt
NATURALGAS	76,163.00 THERM	7,616,300 KBtu	101.25	\$81,880.38	\$1.075 /THERM	\$1.09 / SqFt
OIL2	266.00 Gal	36,892 KBtu	0.49	\$971.54	\$3.652 /Gal	\$0.01 / SqFt
WATER	5,135.71 MGal	KBtu		\$58,183.26	\$11.329 /MGal	\$0.77 / SqFt
Totals:		14,150,861 KBtu	188.12	\$253,860.54		

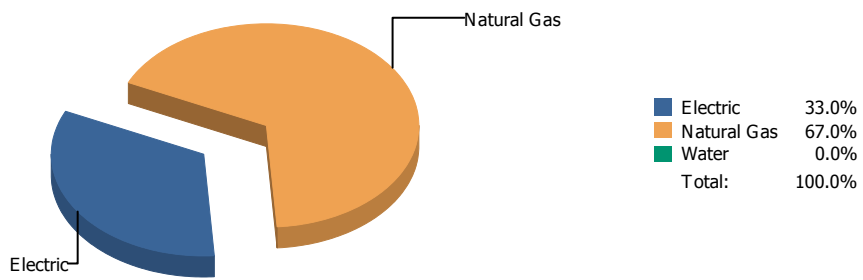
Energy

Cost

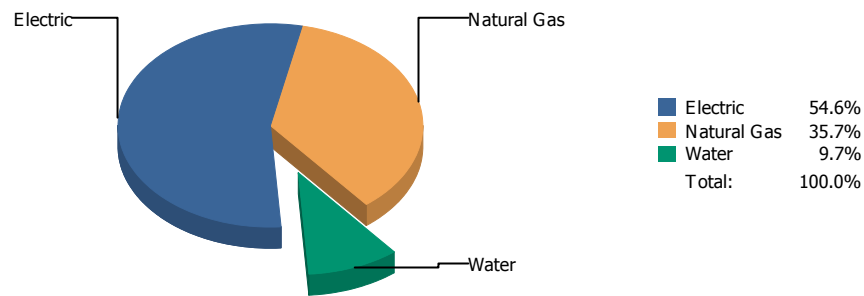


Commodity	Common Use	Energy Use	Energy Use per Area	Total Cost	Cost / Unit	Cost/Area
Place: [BCPSS246] Beechfield Elementary/Middle [BUILDING]						
Area: 69,885 SqFt						
Billing Period between Jul 2013 and Jun 2014						
ELECTRIC	873,816.00 kWh	2,982,334 KBtu	42.67	\$101,372.76	\$0.116 /kWh	\$1.45 / SqFt
NATURALGAS	0.00 THERM	0 KBtu		\$425.40	\$0.000 /THERM	\$0.01 / SqFt
WATER	1,948.80 MGal	KBtu		\$22,856.12	\$11.728 /MGal	\$0.33 / SqFt
Totals:		2,982,334 KBtu	42.67	\$124,654.28		

Energy

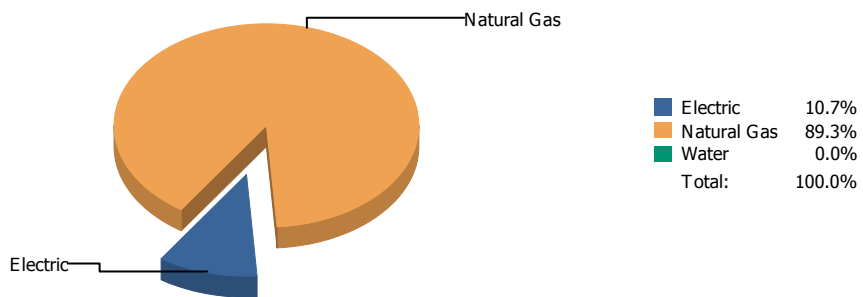


Cost

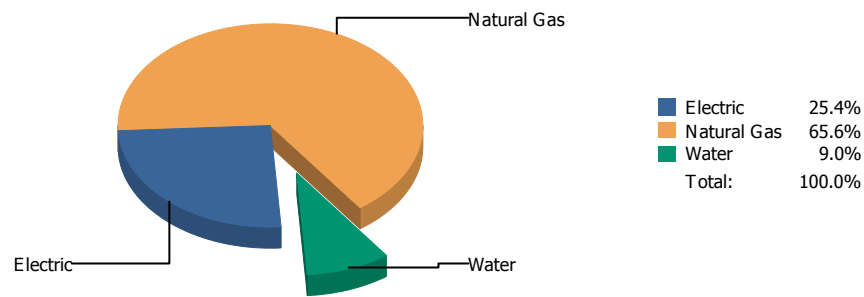


Commodity	Common Use	Energy Use	Energy Use per Area	Total Cost	Cost / Unit	Cost/Area
Place: [BCPSS247] Cross Country Elementary/Middle [BUILDING]						
Area: 88,785 SqFt						
Billing Period between Jul 2013 and Jun 2014						
ELECTRIC	514,400.00 kWh	1,755,647 KBtu	19.77	\$60,031.77	\$0.117 /kWh	\$0.68 / SqFt
NATURALGAS	35,623.00 THERM	3,562,300 KBtu	40.12	\$39,313.36	\$1.104 /THERM	\$0.44 / SqFt
WATER	871.54 MGal	KBtu		\$10,647.56	\$12.217 /MGal	\$0.12 / SqFt
Totals:		5,317,947 KBtu	59.90	\$109,992.69		

Energy



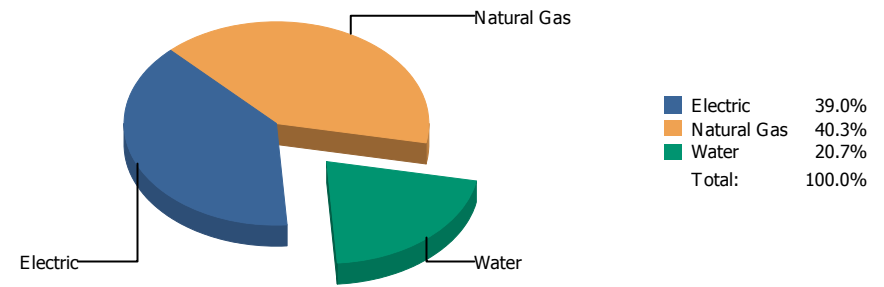
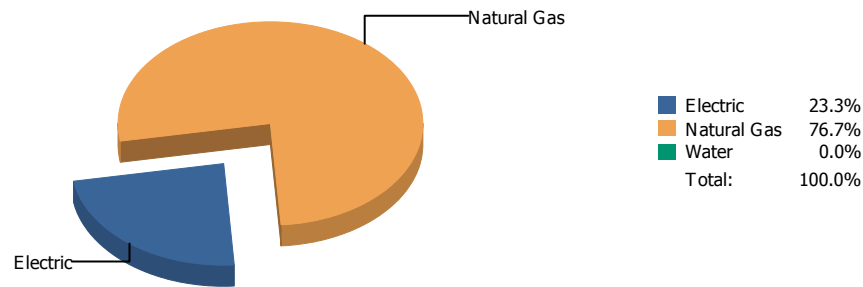
Cost



Commodity	Common Use	Energy Use	Energy Use per Area	Total Cost	Cost / Unit	Cost/Area
Place: [BCPSS248] Sinclair Lane Elementary [BUILDING]						
Area: 73,914 SqFt						
Billing Period between Jul 2013 and Jun 2014						
ELECTRIC	201,600.00 kWh	688,061 KBtu	9.31	\$23,807.45	\$0.118 /kWh	\$0.32 / SqFt
NATURALGAS	57,447.00 THERM	5,744,700 KBtu	77.72	\$61,639.56	\$1.073 /THERM	\$0.83 / SqFt
WATER	540.13 MGal	KBtu		\$8,462.75	\$15.668 /MGal	\$0.11 / SqFt
Totals:		6,432,761 KBtu	87.03	\$93,909.76		

Energy

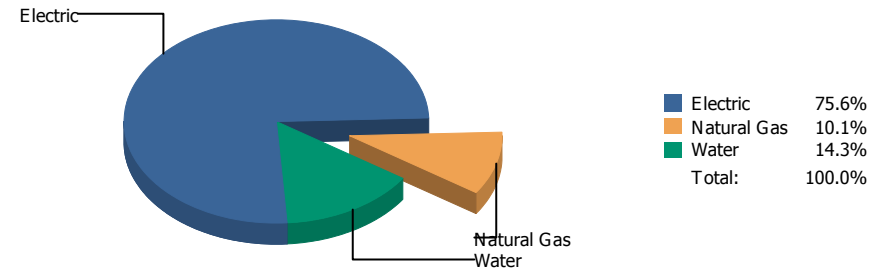
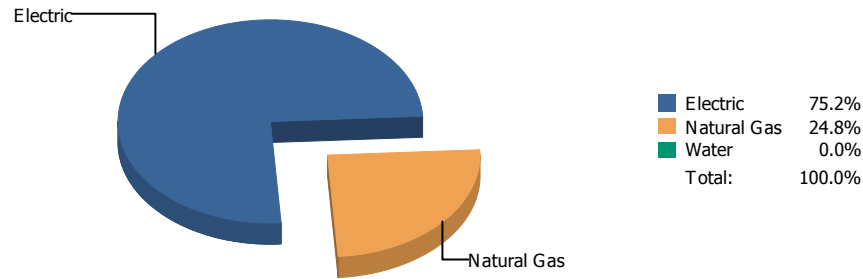
Cost



Commodity	Common Use	Energy Use	Energy Use per Area	Total Cost	Cost / Unit	Cost/Area
Place: [BCPSS249] Medfield Heights Elementary [BUILDING]						
Area: 31,106 SqFt						
Billing Period between Jul 2013 and Jun 2014						
ELECTRIC	336,380.00 kWh	1,148,065 KBtu	36.91	\$38,477.06	\$0.114 /kWh	\$1.24 / SqFt
NATURALGAS	37,818.00 THERM	3,781,800 KBtu	121.58	\$39,798.05	\$1.052 /THERM	\$1.28 / SqFt
WATER	2,151.54 MGal	KBtu		\$20,471.71	\$9.515 /MGal	\$0.66 / SqFt
Totals:		4,929,865 KBtu	158.49	\$98,746.82		

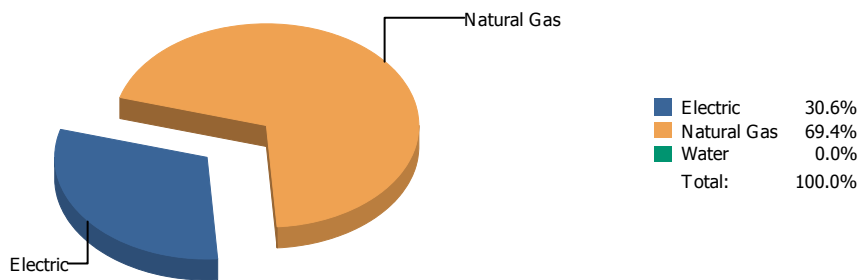
Energy

Cost

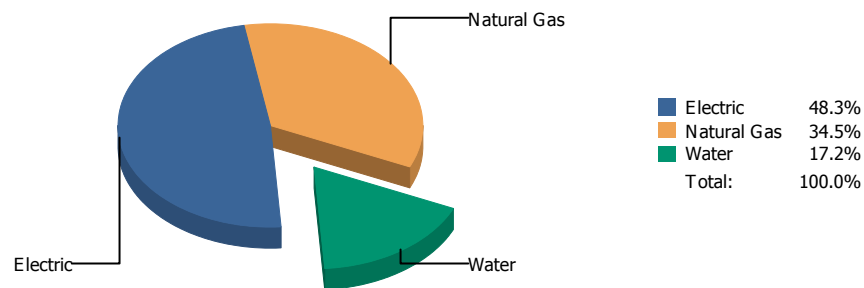


Commodity	Common Use	Energy Use	Energy Use per Area	Total Cost	Cost / Unit	Cost/Area
Place: [BCPSS250] Dr. Bernard Harris Sr.Elementary [BUILDING]						
Area: 81,339 SqFt						
Billing Period between Jul 2013 and Jun 2014						
ELECTRIC	1,209,900.00 kWh	4,129,389 KBtu	50.77	\$137,877.36	\$0.114 /kWh	\$1.70 / SqFt
NATURALGAS	13,600.00 THERM	1,360,000 KBtu	16.72	\$18,408.45	\$1.354 /THERM	\$0.23 / SqFt
WATER	2,322.85 MGal	KBtu		\$26,113.82	\$11.242 /MGal	\$0.32 / SqFt
Totals:		5,489,389 KBtu	67.49	\$182,399.63		

Energy

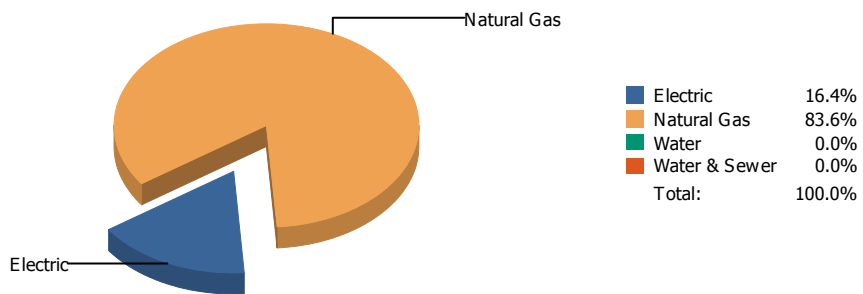


Cost

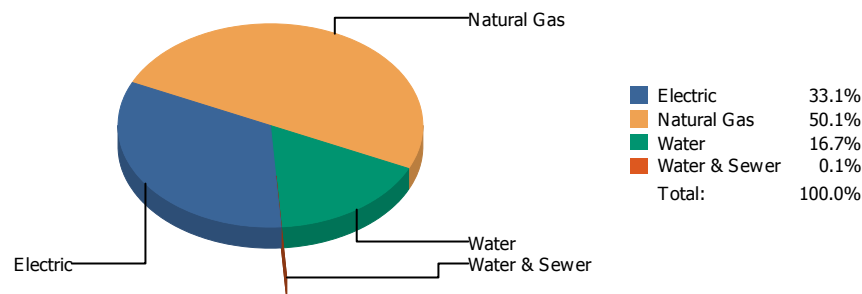


Commodity	Common Use	Energy Use	Energy Use per Area	Total Cost	Cost / Unit	Cost/Area
Place: [BCPSS251] Callaway Elementary [BUILDING]						
Area: 77,850 SqFt						
Billing Period between Jul 2013 and Jun 2014						
ELECTRIC	565,500.00 kWh	1,930,052 KBtu	24.79	\$65,890.54	\$0.117 /kWh	\$0.85 / SqFt
NATURALGAS	43,709.00 THERM	4,370,900 KBtu	56.15	\$47,157.14	\$1.079 /THERM	\$0.61 / SqFt
WATER	1,131.88 MGal	KBtu		\$23,486.67	\$20.750 /MGal	\$0.30 / SqFt
Totals:		6,300,952 KBtu	80.94	\$136,534.35		

Energy

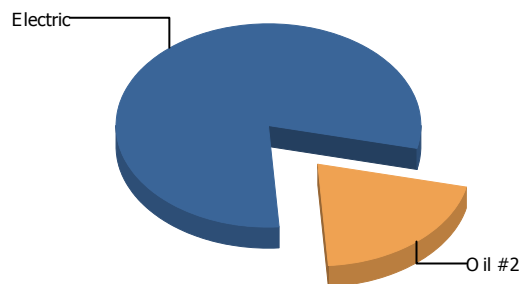


Cost



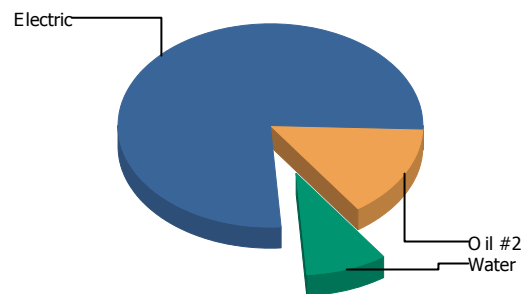
Commodity	Common Use	Energy Use	Energy Use per Area	Total Cost	Cost / Unit	Cost/Area
Place: [BCPSS254] Dr. Martin Luther King Jr. Elementary/Middle [BUILDING]						
Area: 100,100 SqFt						
Billing Period between Jul 2013 and Jun 2014						
ELECTRIC	623,942.00 kWh	2,129,514 KBtu	21.27	\$70,790.17	\$0.113 /kWh	\$0.71 / SqFt
NATURALGAS	108,365.00 THERM	10,836,500 KBtu	108.26	\$107,343.99	\$0.991 /THERM	\$1.07 / SqFt
WATER	2,156.02 MGal	KBtu		\$35,768.71	\$16.590 /MGal	\$0.36 / SqFt
WATERSEWER	0.00 MGal	KBtu		\$258.63	\$0.000 /MGal	\$0.00 / SqFt
Totals:		12,966,014 KBtu	129.53	\$214,161.50		

Energy



■ Electric 79.8%
 ■ Oil #2 20.2%
 ■ Water 0.0%
 Total: 100.0%

Cost

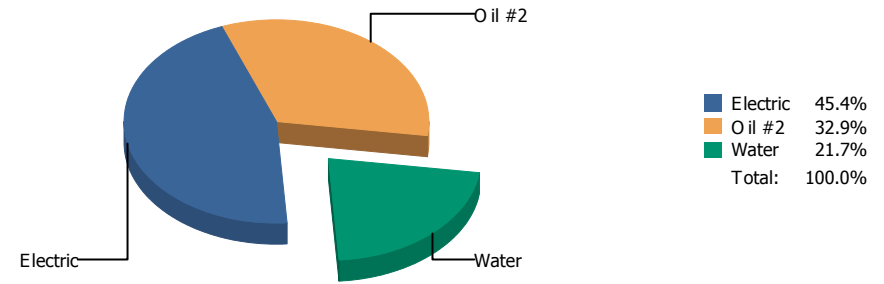
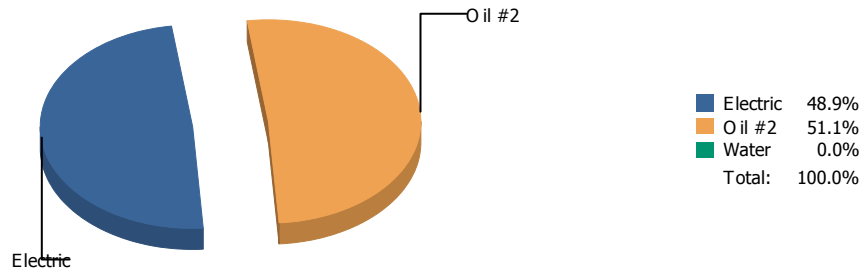


■ Electric 76.6%
 ■ Oil #2 14.7%
 ■ Water 8.7%
 Total: 100.0%

Commodity	Common Use	Energy Use	Energy Use per Area	Total Cost	Cost / Unit	Cost/Area
Place: [BCPSS255] Baltimore Community High School # 367 [BUILDING]						
Area: 95,000 SqFt						
Billing Period between Jul 2013 and Jun 2014						
ELECTRIC	2,124,600.00 kWh	7,251,260 KBtu	76.33	\$235,436.82	\$0.111 /kWh	\$2.48 / SqFt
OIL2	13,249.00 Gal	1,837,504 KBtu	19.34	\$45,079.14	\$3.402 /Gal	\$0.47 / SqFt
WATER	2,886.17 MGal	KBtu		\$26,880.31	\$9.313 /MGal	\$0.28 / SqFt
Totals:		9,088,764 KBtu	95.67	\$307,396.27		

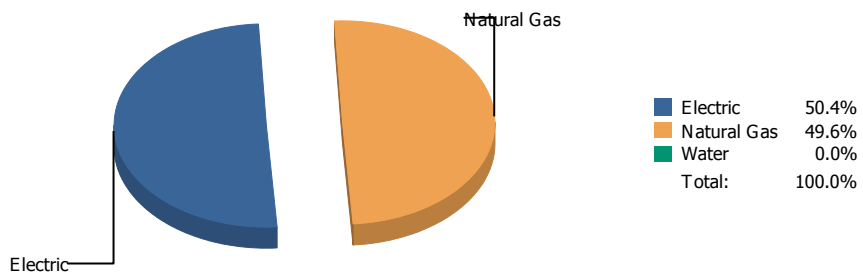
Energy

Cost

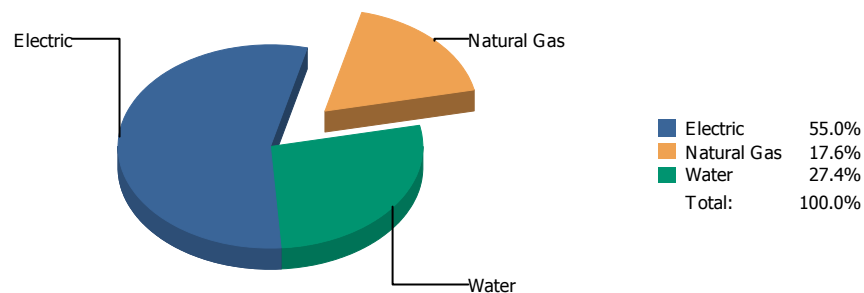


Commodity	Common Use	Energy Use	Energy Use per Area	Total Cost	Cost / Unit	Cost/Area
Place: [BCPSS256] Calvin Rodwell Elementary [BUILDING]						
Area: 37,537 SqFt						
Billing Period between Jul 2013 and Jun 2014						
ELECTRIC	320,164.00 kWh	1,092,720 KBtu	29.11	\$38,579.81	\$0.121 /kWh	\$1.03 / SqFt
OIL2	8,231.60 Gal	1,141,641 KBtu	30.41	\$27,976.63	\$3.399 /Gal	\$0.75 / SqFt
WATER	554.34 MGal	KBtu		\$18,420.05	\$33.229 /MGal	\$0.49 / SqFt
Totals:		2,234,360 KBtu	59.52	\$84,976.49		

Energy

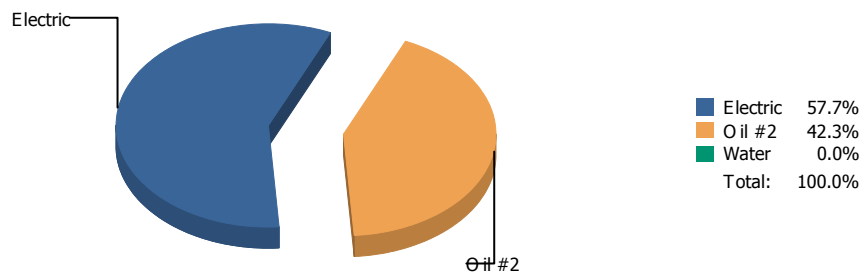


Cost

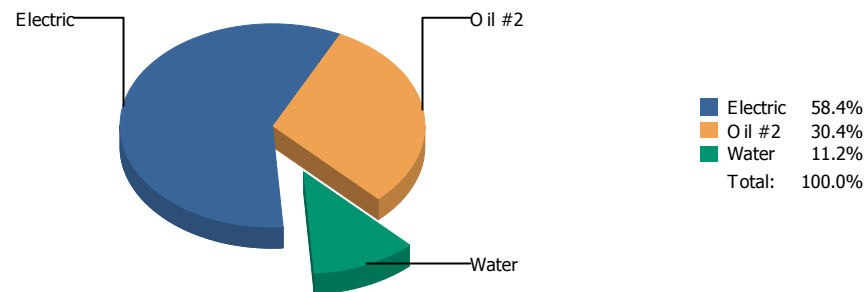


Commodity	Common Use	Energy Use	Energy Use per Area	Total Cost	Cost / Unit	Cost/Area
Place: [BCPSS260] Frederick Elementary [BUILDING]						
Area: 43,465 SqFt						
Billing Period between Jul 2013 and Jun 2014						
ELECTRIC	550,311.00 kWh	1,878,211 KBtu	43.21	\$63,831.47	\$0.116 /kWh	\$1.47 / SqFt
NATURALGAS	18,506.00 THERM	1,850,600 KBtu	42.58	\$20,478.47	\$1.107 /THERM	\$0.47 / SqFt
WATER	2,761.99 MGal	KBtu		\$31,759.63	\$11.499 /MGal	\$0.73 / SqFt
Totals:		3,728,811 KBtu	85.79	\$116,069.57		

Energy

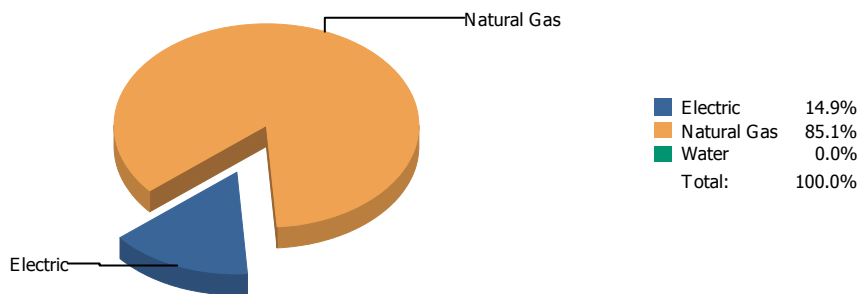


Cost

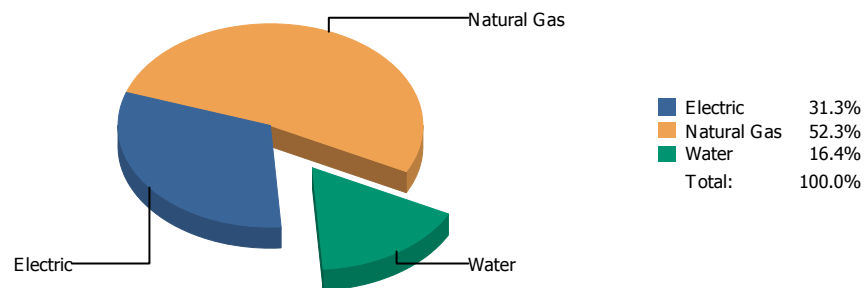


Commodity	Common Use	Energy Use	Energy Use per Area	Total Cost	Cost / Unit	Cost/Area
Place: [BCPSS261] Lockerman-Bundy Elementary [BUILDING]						
Area: 48,522 SqFt						
Billing Period between Jul 2013 and Jun 2014						
ELECTRIC	616,900.00 kWh	2,105,480 KBtu	43.39	\$71,637.69	\$0.116 /kWh	\$1.48 / SqFt
OIL2	11,149.00 Gal	1,546,255 KBtu	31.87	\$37,222.13	\$3.339 /Gal	\$0.77 / SqFt
WATER	744.36 MGal	KBtu		\$13,768.21	\$18.497 /MGal	\$0.28 / SqFt
Totals:		3,651,735 KBtu	75.26	\$122,628.03		

Energy



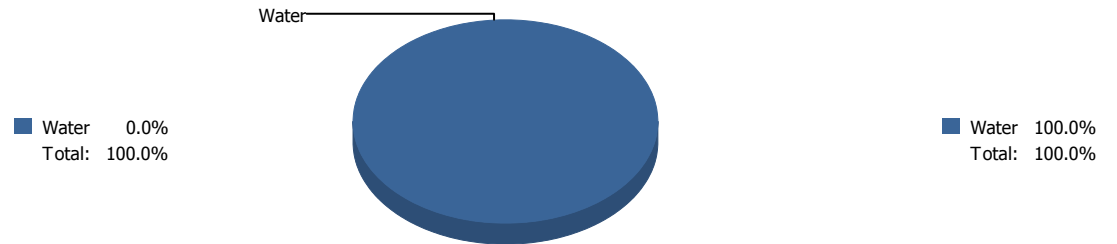
Cost



Commodity	Common Use	Energy Use	Energy Use per Area	Total Cost	Cost / Unit	Cost/Area
Place: [BCPSS301] William S. Baer School (K-12) [BUILDING]						
Area: 80,929 SqFt						
Billing Period between Jul 2013 and Jun 2014						
ELECTRIC	580,800.00 kWh	1,982,270 KBtu	24.49	\$67,948.84	\$0.117 /kWh	\$0.84 / SqFt
NATURALGAS	112,939.00 THERM	11,293,900 KBtu	139.55	\$113,388.45	\$1.004 /THERM	\$1.40 / SqFt
WATER	3,216.83 MGal	KBtu		\$35,572.76	\$11.058 /MGal	\$0.44 / SqFt
Totals:		13,276,170 KBtu	164.05	\$216,910.05		

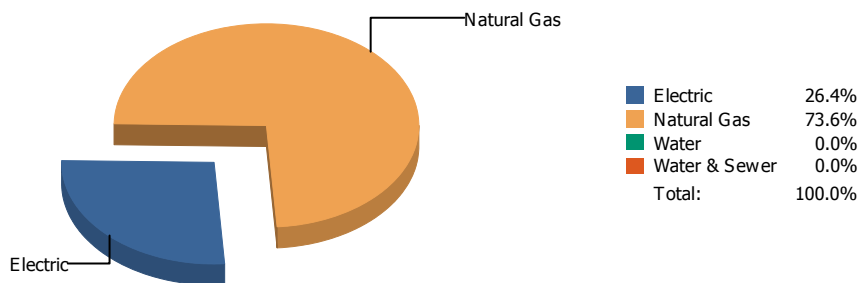
Energy

Cost

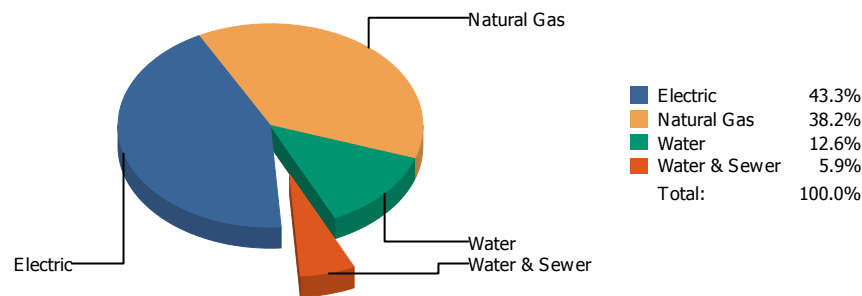


Commodity	Common Use	Energy Use	Energy Use per Area	Total Cost	Cost / Unit	Cost/Area
Place: [BCPSS303] Upton School [BUILDING]						
Area: 0 SqFt						
Billing Period between Jul 2013 and Jun 2014						
WATER	0.00 MGal	KBtu		\$912.12	\$0.000 /MGal	\$0.00 / SqFt
Totals:		0 KBtu	0.00	\$912.12		

Energy



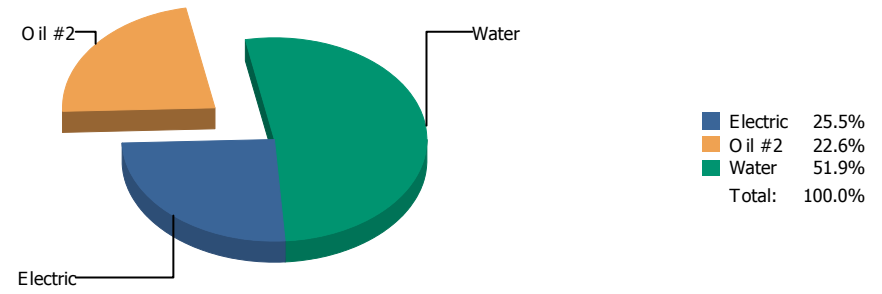
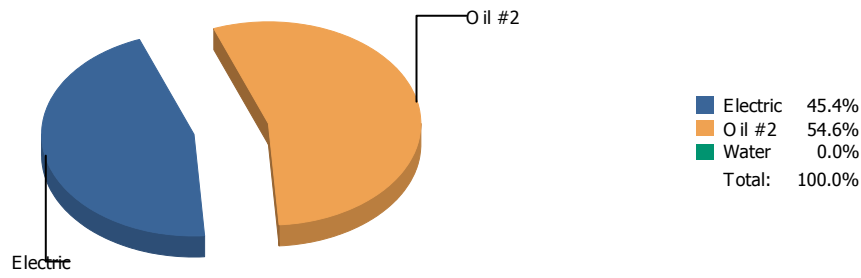
Cost



Commodity	Common Use	Energy Use	Energy Use per Area	Total Cost	Cost / Unit	Cost/Area
Place: [BCPSS307] Claremont School [BUILDING]						
Area: 18,780 SqFt						
Billing Period between Jul 2013 and Jun 2014						
ELECTRIC	140,120.00 kWh	478,230 KBtu	25.46	\$16,804.65	\$0.120 /kWh	\$0.89 / SqFt
NATURALGAS	13,354.00 THERM	1,335,400 KBtu	71.11	\$14,824.94	\$1.110 /THERM	\$0.79 / SqFt
WATER	222.19 MGal	KBtu		\$4,893.49	\$22.024 /MGal	\$0.26 / SqFt
WATERSEWER	93.51 MGal	KBtu		\$2,303.14	\$24.629 /MGal	\$0.12 / SqFt
Totals:		1,813,630 KBtu	96.57	\$38,826.22		

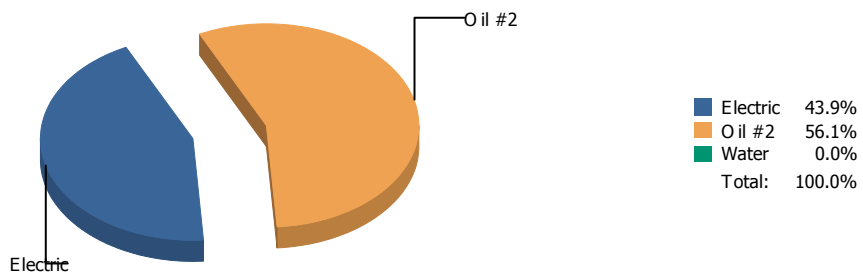
Energy

Cost

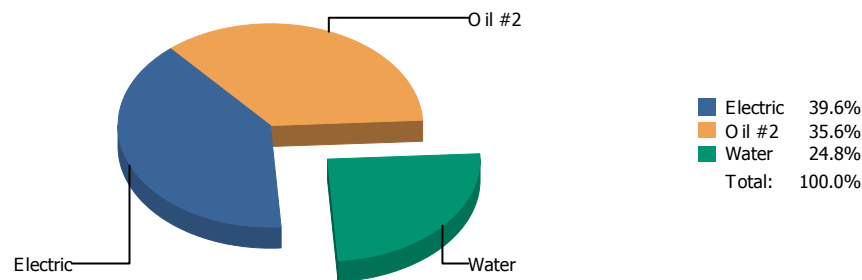


Commodity	Common Use	Energy Use	Energy Use per Area	Total Cost	Cost / Unit	Cost/Area
Place: [BCPSS313] Lois T. Murray Elementary/Middle [BUILDING]						
Area: 20,725 SqFt						
Billing Period between Jul 2013 and Jun 2014						
ELECTRIC	372,000.00 kWh	1,269,636 KBtu	61.26	\$42,136.06	\$0.113 /kWh	\$2.03 / SqFt
OIL2	11,025.10 Gal	1,529,071 KBtu	73.78	\$37,258.05	\$3.379 /Gal	\$1.80 / SqFt
WATER	8,294.93 MGal	KBtu		\$85,559.74	\$10.315 /MGal	\$4.13 / SqFt
Totals:		2,798,707 KBtu	135.04	\$164,953.85		

Energy



Cost

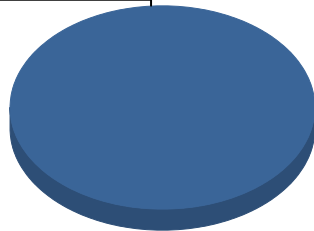


Commodity	Common Use	Energy Use	Energy Use per Area	Total Cost	Cost / Unit	Cost/Area
Place: [BCPSS314] Sharp-Leadenhall Elementary (1-5) [BUILDING]						
Area: 20,725 SqFt						
Billing Period between Jul 2013 and Jun 2014						
ELECTRIC	433,780.00 kWh	1,480,491 KBtu	71.44	\$50,973.41	\$0.118 /kWh	\$2.46 / SqFt
OIL2	13,657.00 Gal	1,894,089 KBtu	91.39	\$45,878.01	\$3.359 /Gal	\$2.21 / SqFt
WATER	1,520.14 MGal	KBtu		\$31,871.88	\$20.966 /MGal	\$1.54 / SqFt
Totals:		3,374,580 KBtu	162.83	\$128,723.30		

Energy

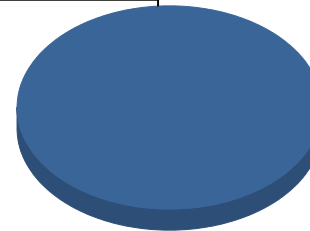
Cost

Electric



■ Electric 100.0%
Total: 100.0%

Electric

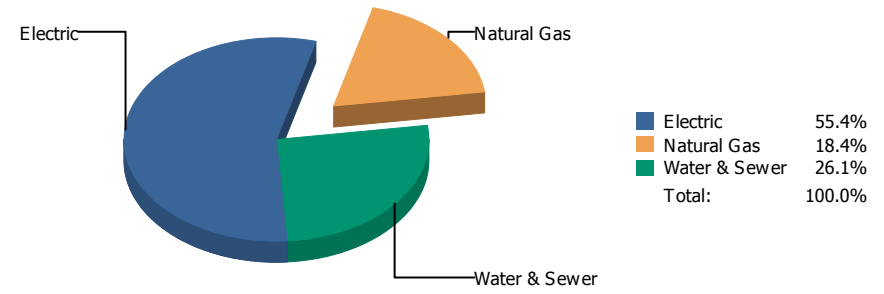
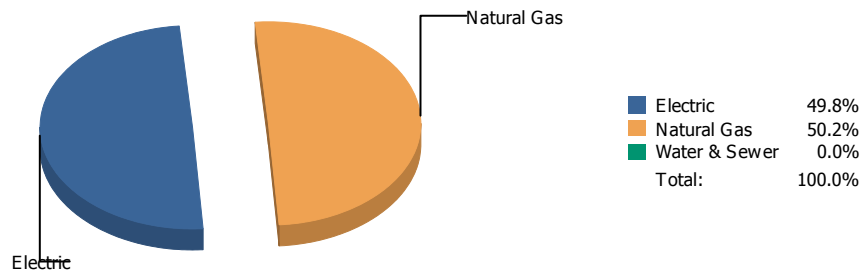


■ Electric 100.0%
Total: 100.0%

Commodity	Common Use	Energy Use	Energy Use per Area	Total Cost	Cost / Unit	Cost/Area
Place: [BCPSS333] Independence SCH-333 [BUILDING]						
Area: 9,280 SqFt						
Billing Period between Jul 2013 and Jun 2014						
ELECTRIC	147,000.00 kWh	501,711 KBtu	54.06	\$18,799.73	\$0.128 /kWh	\$2.03 / SqFt
Totals:		501,711 KBtu	54.06	\$18,799.73		

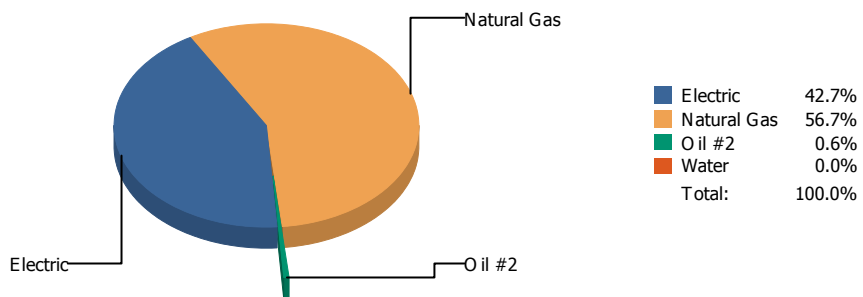
Energy

Cost

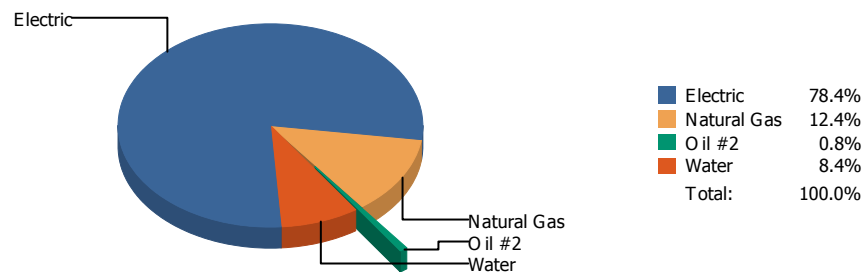


Commodity	Common Use	Energy Use	Energy Use per Area	Total Cost	Cost / Unit	Cost/Area
Place: [BCPSS348] Balti Leadership Sch for Young Women [BUILDING]						
* Area Missing						
Billing Period between Jul 2013 and Jun 2014						
ELECTRIC	610,540.00 kWh	2,083,773 KBtu		\$70,151.47	\$0.115 /kWh	\$0.00
NATURALGAS	20,976.00 THERM	2,097,600 KBtu		\$23,355.84	\$1.113 /THERM	\$0.00
WATERSEWER	1,755.04 MGal		KBtu	\$33,109.76	\$18.866 /MGal	\$0.00
Totals:		4,181,373 KBtu		\$126,617.07		

Energy



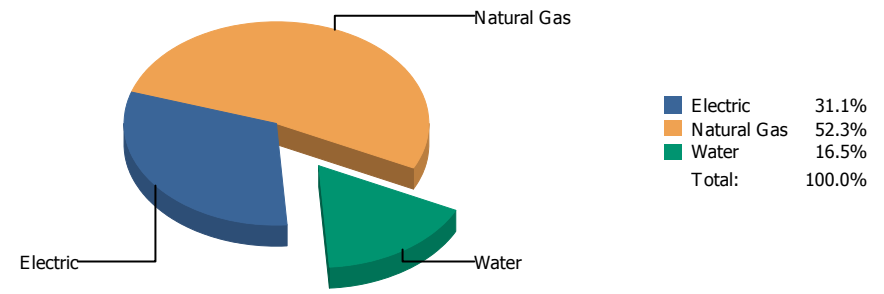
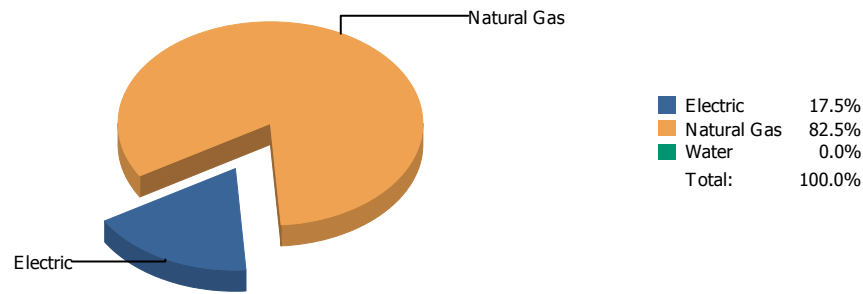
Cost



Commodity	Common Use	Energy Use	Energy Use per Area	Total Cost	Cost / Unit	Cost/Area
Place: [BCPSS382] Baltimore Design School [BUILDING]						
Area: 144,000 SqFt						
Billing Period between Jul 2013 and Jun 2014						
ELECTRIC	1,371,240.00 kWh	4,680,042 KBtu	32.50	\$159,757.10	\$0.117 /kWh	\$1.11 / SqFt
NATURALGAS	62,140.00 THERM	6,214,000 KBtu	43.15	\$25,275.44	\$0.407 /THERM	\$0.18 / SqFt
OIL2	450.00 Gal	62,411 KBtu	0.43	\$1,638.89	\$3.642 /Gal	\$0.01 / SqFt
WATER	1,731.10 MGal	KBtu		\$17,223.82	\$9.950 /MGal	\$0.12 / SqFt
Totals:		10,956,453 KBtu	76.09	\$203,895.25		

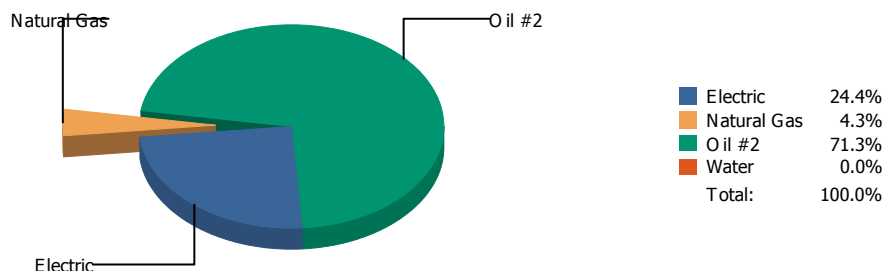
Energy

Cost

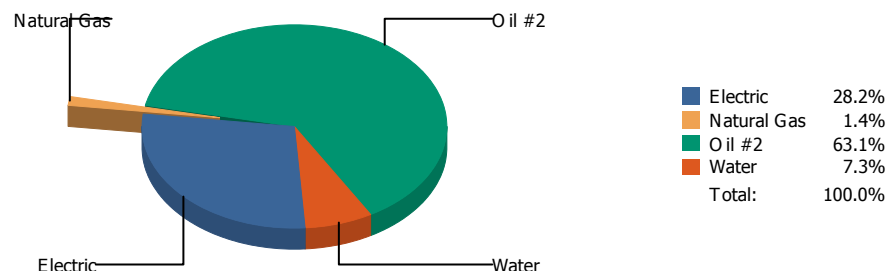


Commodity	Common Use	Energy Use	Energy Use per Area	Total Cost	Cost / Unit	Cost/Area
Place: [BCPSS400] Edmondson-Westside Senior High [BUILDING]						
Area: 213,041 SqFt						
Billing Period between Jul 2013 and Jun 2014						
ELECTRIC	875,477.00 kWh	2,988,003 KBtu	14.03	\$99,852.26	\$0.114 /kWh	\$0.47 / SqFt
NATURALGAS	141,171.00 THERM	14,117,100 KBtu	66.26	\$167,865.81	\$1.189 /THERM	\$0.79 / SqFt
WATER	2,650.52 MGal	KBtu		\$53,029.04	\$20.007 /MGal	\$0.25 / SqFt
Totals:		17,105,103 KBtu	80.29	\$320,747.11		

Energy

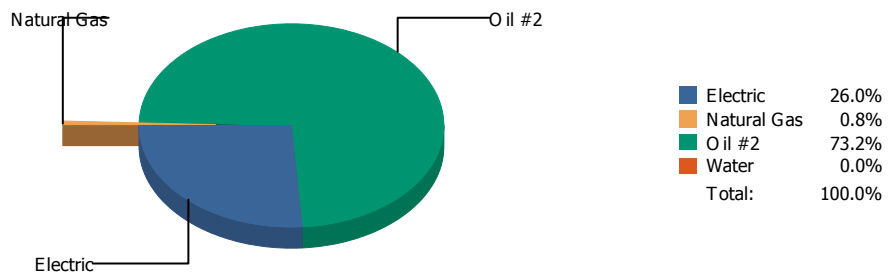


Cost

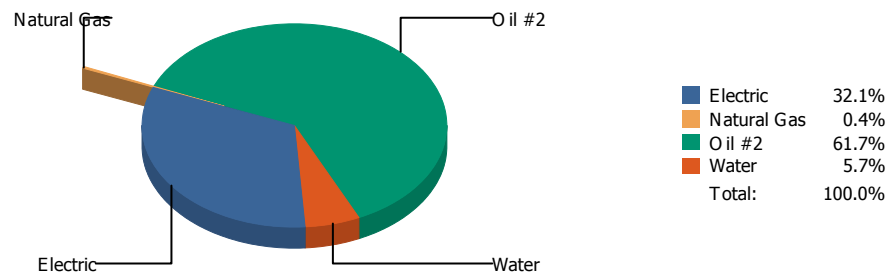


Commodity	Common Use	Energy Use	Energy Use per Area	Total Cost	Cost / Unit	Cost/Area
Place: [BCPSS401] Northwestern High [BUILDING]						
Area: 307,200 SqFt						
Billing Period between Jul 2013 and Jun 2014						
ELECTRIC	1,411,200.00 kWh	4,816,426 KBtu	15.68	\$144,752.54	\$0.103 /kWh	\$0.47 / SqFt
NATURALGAS	8,402.00 THERM	840,200 KBtu	2.74	\$7,102.57	\$0.845 /THERM	\$0.02 / SqFt
OIL2	101,547.00 Gal	14,083,553 KBtu	45.84	\$324,213.24	\$3.193 /Gal	\$1.06 / SqFt
WATER	3,473.43 MGal	KBtu		\$37,510.52	\$10.799 /MGal	\$0.12 / SqFt
Totals:		19,740,179 KBtu	64.26	\$513,578.87		

Energy



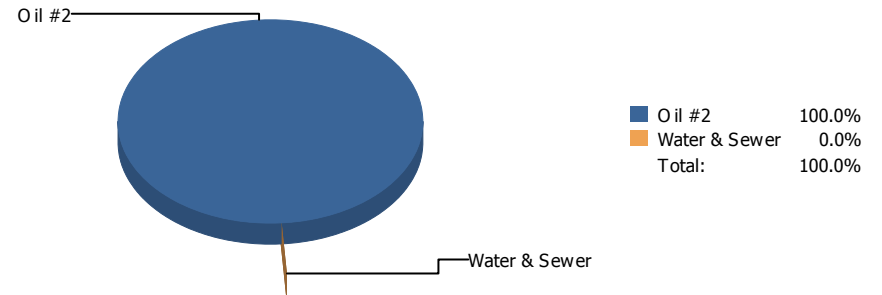
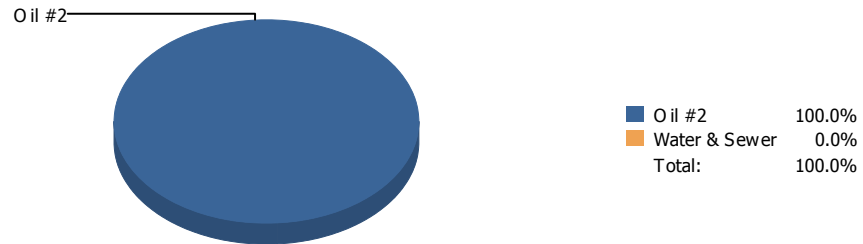
Cost



Commodity	Common Use	Energy Use	Energy Use per Area	Total Cost	Cost / Unit	Cost/Area
Place: [BCPSS402] W.E.B. DuBois High#418/Reginald F.Lewis H Sch#419 [BUILDING]						
Area: 0 SqFt						
Billing Period between Jul 2013 and Jun 2014						
ELECTRIC	1,245,593.00 kWh	4,251,209 KBtu		\$142,983.21	\$0.115 /kWh	\$0.00 / SqFt
NATURALGAS	1,308.00 THERM	130,800 KBtu		\$1,768.36	\$1.352 /THERM	\$0.00 / SqFt
OIL2	86,357.00 Gal	11,976,852 KBtu		\$274,850.36	\$3.183 /Gal	\$0.00 / SqFt
WATER	1,852.30 MGal	KBtu		\$25,593.38	\$13.817 /MGal	\$0.00 / SqFt
Totals:		16,358,861 KBtu	0.00	\$445,195.31		

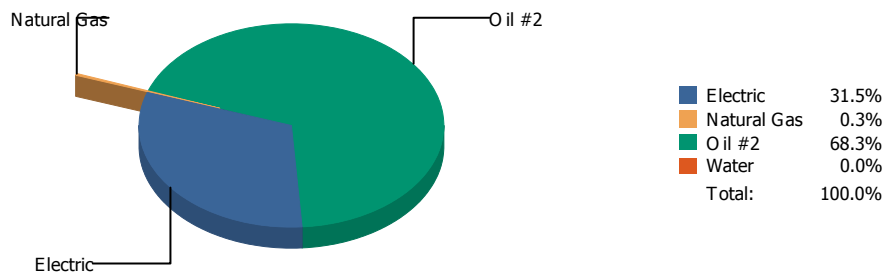
Energy

Cost

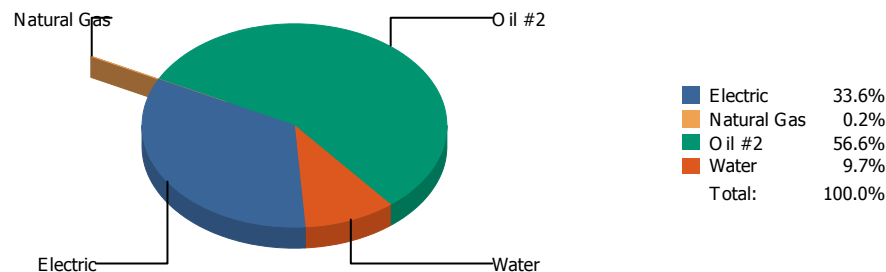


Commodity	Common Use	Energy Use	Energy Use per Area	Total Cost	Cost / Unit	Cost/Area
Place: [BCPSS403] Baltimore Polytechnic Institute [BUILDING]						
Area: 219,525 SqFt						
Billing Period between Jul 2013 and Jun 2014						
OIL2	156,232.00 Gal	21,667,816 KBtu	98.70	\$499,249.03	\$3.196 /Gal	\$2.27 / SqFt
WATERSEWER	0.00 MGal	KBtu		\$147.08	\$0.000 /MGal	\$0.00 / SqFt
Totals:		21,667,816 KBtu	98.70	\$499,396.11		

Energy



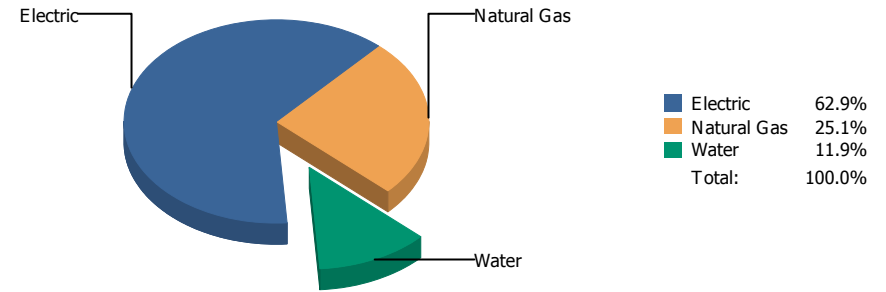
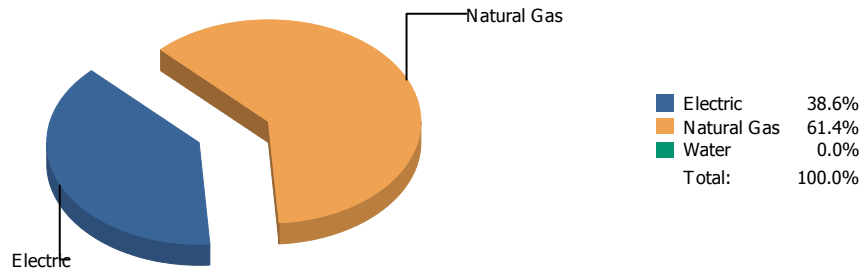
Cost



Commodity	Common Use	Energy Use	Energy Use per Area	Total Cost	Cost / Unit	Cost/Area
Place: [BCPSS405] Patterson High [BUILDING]						
Area: 303,582 SqFt						
Billing Period between Jul 2013 and Jun 2014						
ELECTRIC	1,764,720.00 kWh	6,022,989 KBtu	19.84	\$177,586.03	\$0.101 /kWh	\$0.58 / SqFt
NATURALGAS	488.00 THERM	48,800 KBtu	0.16	\$883.71	\$1.811 /THERM	\$0.00 / SqFt
OIL2	94,144.00 Gal	13,056,831 KBtu	43.01	\$299,564.50	\$3.182 /Gal	\$0.99 / SqFt
WATER	3,832.52 MGal	KBtu		\$51,274.75	\$13.379 /MGal	\$0.17 / SqFt
Totals:		19,128,621 KBtu	63.01	\$529,308.99		

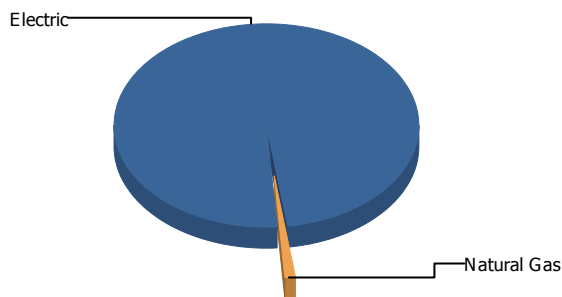
Energy

Cost



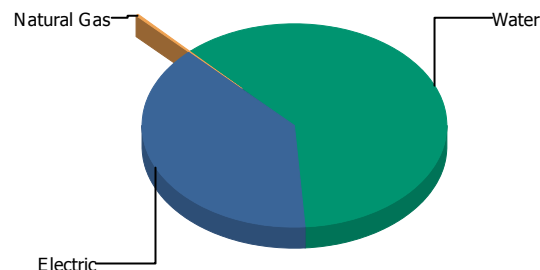
Commodity	Common Use	Energy Use	Energy Use per Area	Total Cost	Cost / Unit	Cost/Area
Place: [BCPSS406] Forest Park High [BUILDING]						
Area: 182,000 SqFt						
Billing Period between Jul 2013 and Jun 2014						
ELECTRIC	1,234,070.00 kWh	4,211,881 KBtu	23.14	\$141,187.77	\$0.114 /kWh	\$0.78 / SqFt
NATURALGAS	67,063.00 THERM	6,706,300 KBtu	36.85	\$56,440.45	\$0.842 /THERM	\$0.31 / SqFt
WATER	2,869.71 MGal	KBtu		\$26,818.05	\$9.345 /MGal	\$0.15 / SqFt
Totals:		10,918,181 KBtu	59.99	\$224,446.27		

Energy



Electric	99.0%
Natural Gas	1.0%
Water	0.0%
Total:	100.0%

Cost

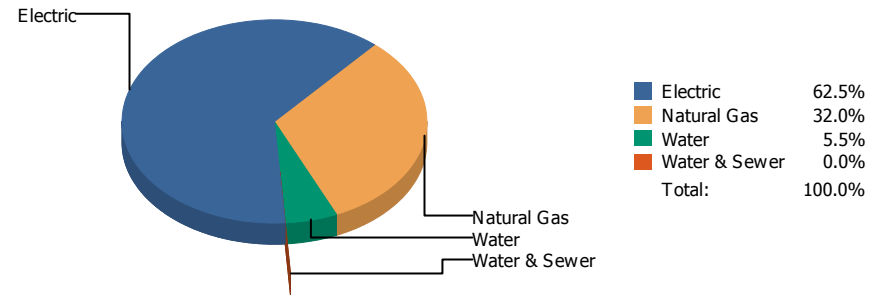
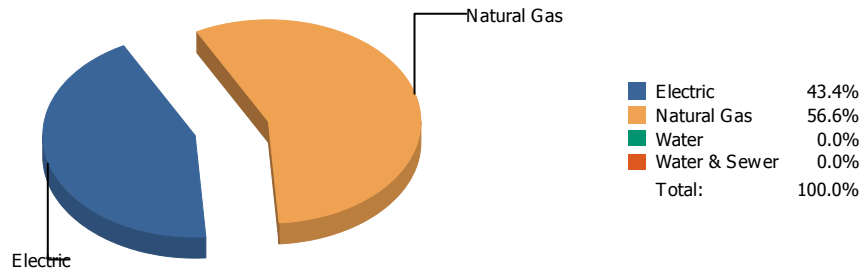


Electric	38.9%
Natural Gas	0.3%
Water	60.9%
Total:	100.0%

Commodity	Common Use	Energy Use	Energy Use per Area	Total Cost	Cost / Unit	Cost/Area
Place: [BCPSS407] Western High [BUILDING]						
* Area Missing						
Billing Period between Jul 2013 and Jun 2014						
ELECTRIC	3,321,000.00 kWh	11,334,573 KBtu		\$324,028.84	\$0.098 /kWh	\$0.00
NATURALGAS	1,198.00 THERM	119,800 KBtu		\$2,162.00	\$1.805 /THERM	\$0.00
WATER	58,930.08 MGal	KBtu		\$507,033.28	\$8.604 /MGal	\$0.00
Totals:		11,454,373 KBtu		\$833,224.12		

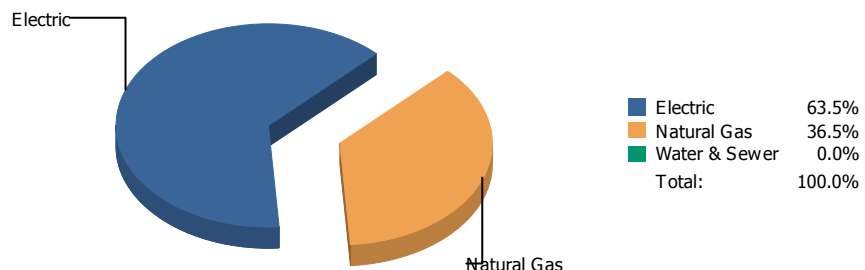
Energy

Cost

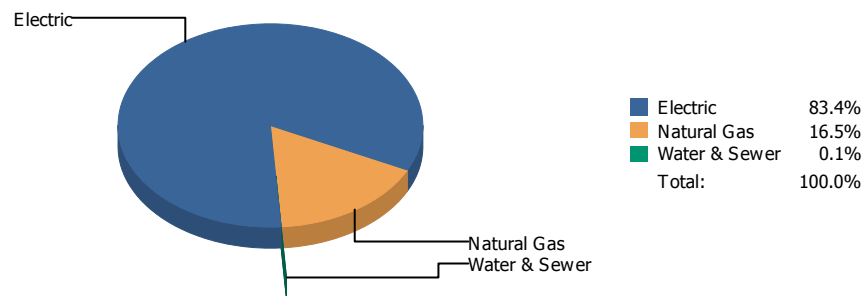


Commodity	Common Use	Energy Use	Energy Use per Area	Total Cost	Cost / Unit	Cost/Area
Place: [BCPSS410] Mergenthaler Vo-Technical High School [BUILDING]						
Area: 358,722 SqFt						
Billing Period between Jul 2013 and Jun 2014						
ELECTRIC	3,754,800.00 kWh	12,815,132 KBtu	35.72	\$375,250.56	\$0.100 /kWh	\$1.05 / SqFt
NATURALGAS	167,404.00 THERM	16,740,400 KBtu	46.67	\$191,892.68	\$1.146 /THERM	\$0.53 / SqFt
WATER	1,850.80 MGal	KBtu		\$33,183.70	\$17.929 /MGal	\$0.09 / SqFt
WATERSEWER	0.00 MGal	KBtu		\$257.51	\$0.000 /MGal	\$0.00 / SqFt
Totals:		29,555,532 KBtu	82.39	\$600,584.45		

Energy

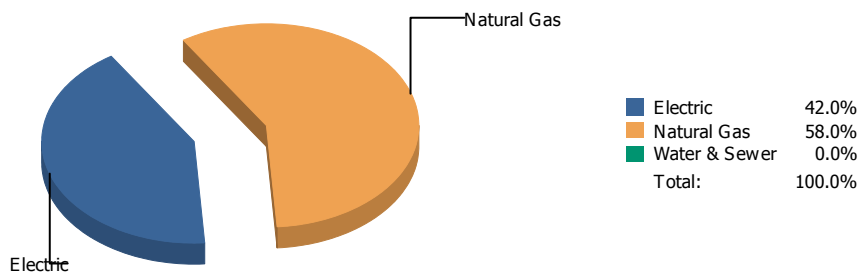


Cost

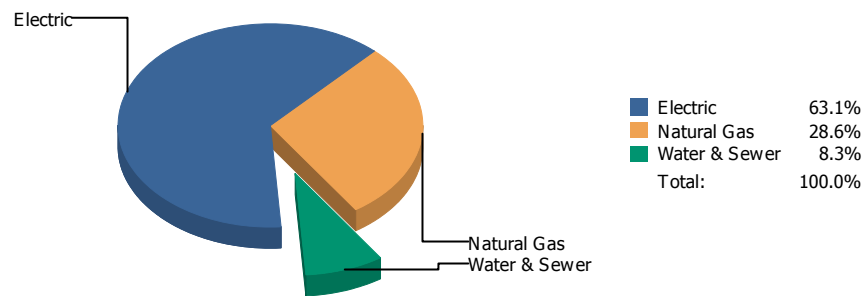


Commodity	Common Use	Energy Use	Energy Use per Area	Total Cost	Cost / Unit	Cost/Area
Place: [BCPSS411] Baltimore Civitas M/High#343/BDJ STEM Acad W#364 [BUILDING]						
Area: 346,700 SqFt						
Billing Period between Jul 2013 and Jun 2014						
ELECTRIC	3,983,000.00 kWh	13,593,979 KBtu	39.21	\$389,605.11	\$0.098 /kWh	\$1.12 / SqFt
NATURALGAS	78,008.00 THERM	7,800,800 KBtu	22.50	\$77,104.44	\$0.988 /THERM	\$0.22 / SqFt
WATERSEWER	1.50 MGal	KBtu		\$258.63	\$172.858 /MGal	\$0.00 / SqFt
Totals:		21,394,779 KBtu	61.71	\$466,968.18		

Energy



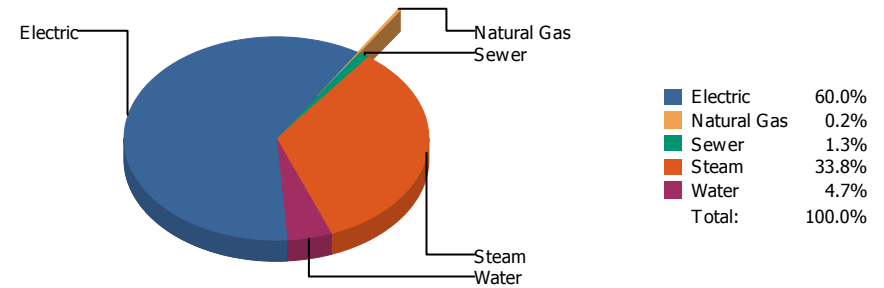
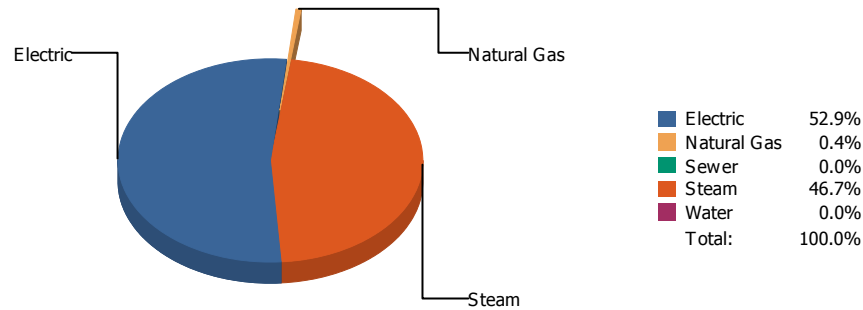
Cost



Commodity	Common Use	Energy Use	Energy Use per Area	Total Cost	Cost / Unit	Cost/Area
Place: [BCPSS413] Excel Academy @ Francis M. Wood High # 178 [BUILDING]						
Area: 0 SqFt						
Billing Period between Jul 2013 and Jun 2014						
ELECTRIC	787,300.00 kWh	2,687,055 KBtu		\$89,145.86	\$0.113 /kWh	\$0.00 / SqFt
NATURALGAS	37,077.00 THERM	3,707,700 KBtu		\$40,427.20	\$1.090 /THERM	\$0.00 / SqFt
WATERSEWER	1,104.94 MGal	KBtu		\$11,756.09	\$10.640 /MGal	\$0.00 / SqFt
Totals:		6,394,755 KBtu	0.00	\$141,329.15		

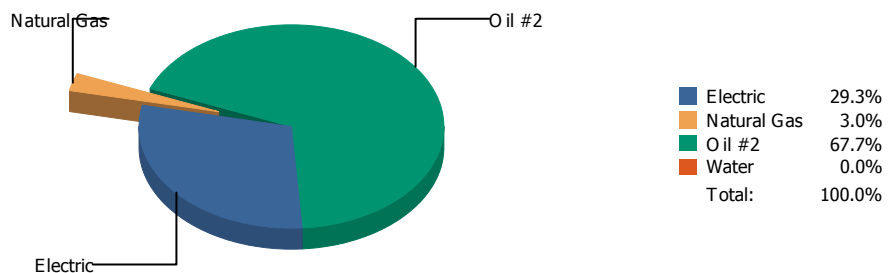
Energy

Cost

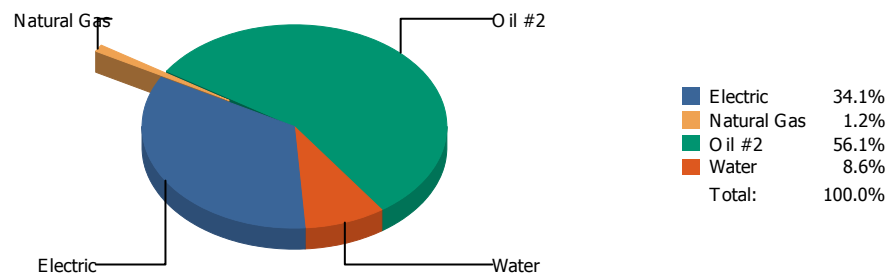


Commodity	Common Use	Energy Use	Energy Use per Area	Total Cost	Cost / Unit	Cost/Area
Place: [BCPSS414] Paul Laurence Dunbar High [BUILDING]						
Area: 307,006 SqFt						
Billing Period between Jul 2013 and Jun 2014						
ELECTRIC	4,296,634.00 kWh	14,664,412 KBtu	47.77	\$418,403.54	\$0.097 /kWh	\$1.36 / SqFt
NATURALGAS	1,136.00 THERM	113,600 KBtu	0.37	\$1,433.22	\$1.262 /THERM	\$0.00 / SqFt
SEWER	0.00 MGal	KBtu		\$8,930.58	\$0.000 /MGal	\$0.03 / SqFt
STEAM	11,255.10 MLB	12,943,365 KBtu	42.16	\$235,984.51	\$20.967 /MLB	\$0.77 / SqFt
WATER	828.15 MGal	KBtu		\$32,674.12	\$39.455 /MGal	\$0.11 / SqFt
Totals:		27,721,377 KBtu	90.30	\$697,425.97		

Energy

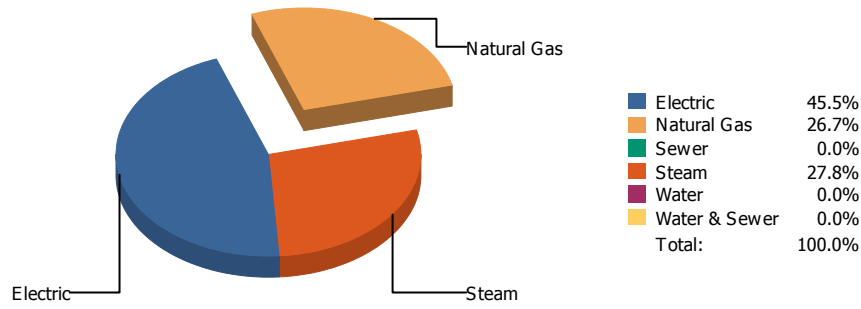


Cost

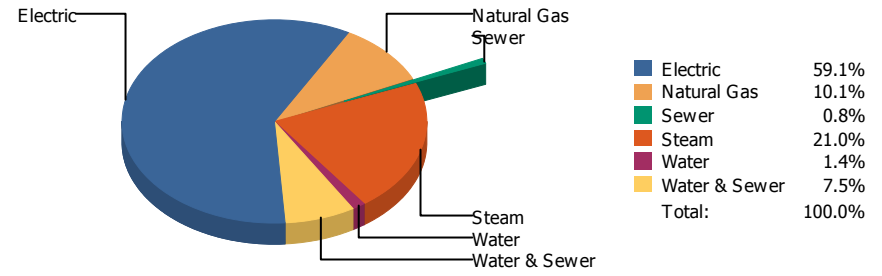


Commodity	Common Use	Energy Use	Energy Use per Area	Total Cost	Cost / Unit	Cost/Area
Place: [BCPSS415] Baltimore School for the Arts [BUILDING]						
Area: 112,928 SqFt						
Billing Period between Jul 2013 and Jun 2014						
ELECTRIC	630,240.00 kWh	2,151,009 KBtu	19.05	\$72,598.41	\$0.115 /kWh	\$0.64 / SqFt
NATURALGAS	2,186.00 THERM	218,600 KBtu	1.94	\$2,656.95	\$1.215 /THERM	\$0.02 / SqFt
OIL2	35,780.00 Gal	4,962,328 KBtu	43.94	\$119,674.53	\$3.345 /Gal	\$1.06 / SqFt
WATER	365.82 MGal	KBtu		\$18,243.68	\$49.871 /MGal	\$0.16 / SqFt
Totals:		7,331,937 KBtu	64.93	\$213,173.57		

Energy

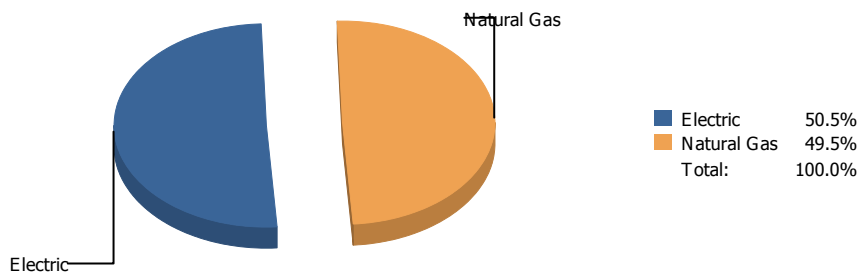


Cost

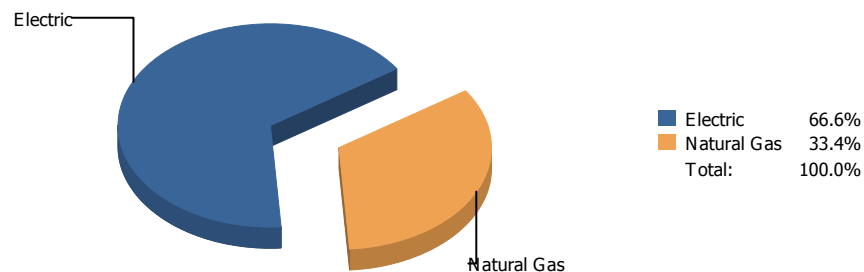


Commodity	Common Use	Energy Use	Energy Use per Area	Total Cost	Cost / Unit	Cost/Area
Place: [BCPSS416] Digital Harbor High Sch [BUILDING]						
Area: 308,000 SqFt						
Billing Period between Jul 2013 and Jun 2014						
ELECTRIC	4,652,400.00 kWh	15,878,641 KBtu	51.55	\$518,229.60	\$0.111 /kWh	\$1.68 / SqFt
NATURALGAS	93,089.00 THERM	9,308,900 KBtu	30.22	\$88,418.41	\$0.950 /THERM	\$0.29 / SqFt
SEWER	0.00 MGal	KBtu		\$6,681.06	\$0.000 /MGal	\$0.02 / SqFt
STEAM	8,426.80 MLB	9,690,820 KBtu	31.46	\$184,474.39	\$21.891 /MLB	\$0.60 / SqFt
WATER	1,270.27 MGal	KBtu		\$12,555.27	\$9.884 /MGal	\$0.04 / SqFt
WATERSEWER	7,245.35 MGal	KBtu		\$66,137.92	\$9.128 /MGal	\$0.21 / SqFt
Totals:		34,878,361 KBtu	113.24	\$876,496.65		

Energy



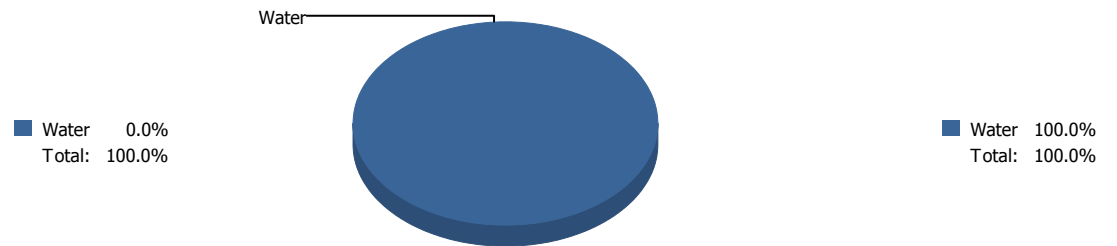
Cost



Commodity	Common Use	Energy Use	Energy Use per Area	Total Cost	Cost / Unit	Cost/Area
Place: [BCPSS420] Dr. Samuel L. Banks High School [BUILDING]						
Area: 298,325 SqFt						
Billing Period between Jul 2013 and Jun 2014						
ELECTRIC	1,571,400.00 kWh	5,363,188 KBtu	17.98	\$159,554.47	\$0.102 /kWh	\$0.53 / SqFt
NATURALGAS	52,611.00 THERM	5,261,100 KBtu	17.64	\$80,119.00	\$1.523 /THERM	\$0.27 / SqFt
Totals:		10,624,288 KBtu	35.61	\$239,673.47		

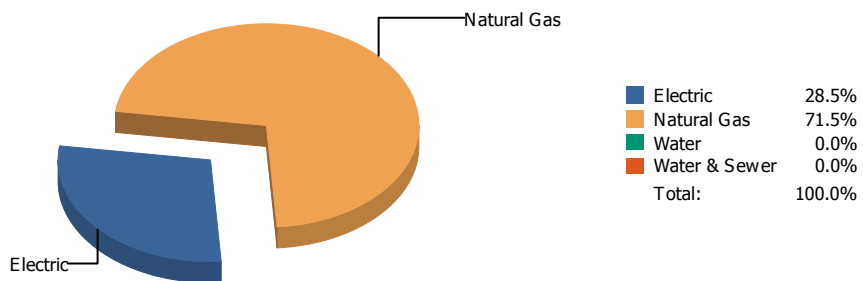
Energy

Cost

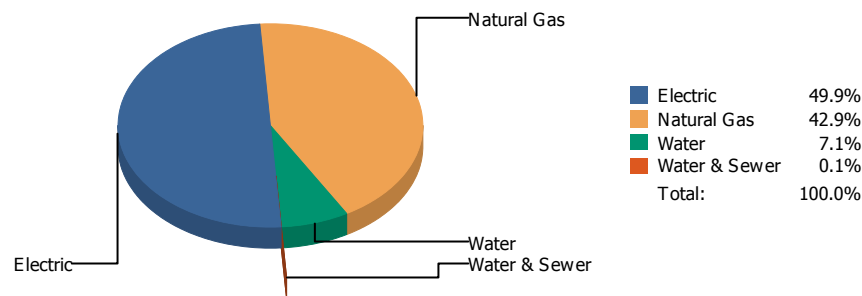


Commodity	Common Use	Energy Use	Energy Use per Area	Total Cost	Cost / Unit	Cost/Area
Place: [BCPSS423] Baltimore Freedom Academy [BUILDING]						
* Area Missing						
Billing Period between Jul 2013 and Jun 2014						
WATER	5,439.44 MGal	KBtu		\$49,372.95	\$9.077 /MGal	\$0.00
Totals:		0 KBtu		\$49,372.95		

Energy

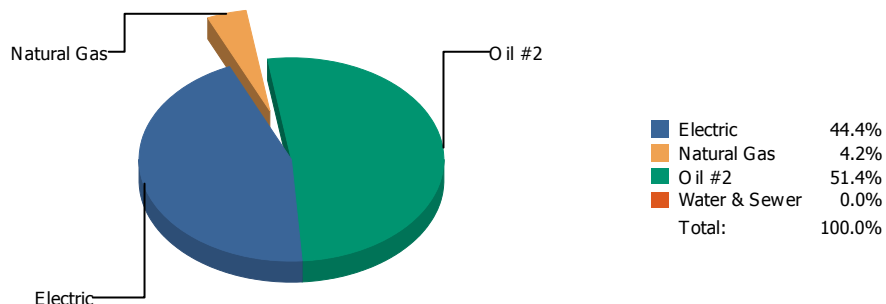


Cost

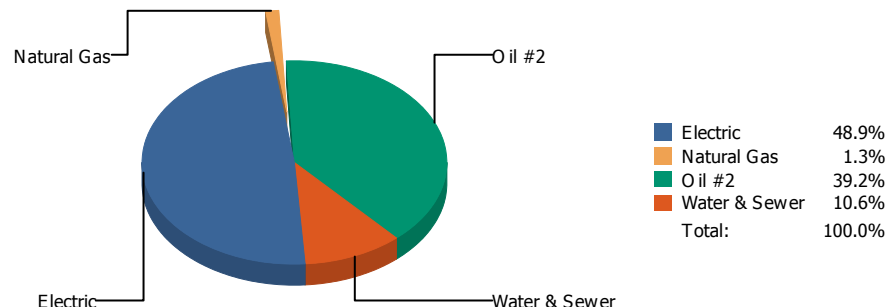


Commodity	Common Use	Energy Use	Energy Use per Area	Total Cost	Cost / Unit	Cost/Area
Place: [BCPSS450] Frederick Douglass High [BUILDING]						
Area: 262,371 SqFt						
Billing Period between Jul 2013 and Jun 2014						
ELECTRIC	1,404,600.00 kWh	4,793,900 KBtu	18.27	\$159,323.72	\$0.113 /kWh	\$0.61 / SqFt
NATURALGAS	120,422.00 THERM	12,042,200 KBtu	45.90	\$136,894.59	\$1.137 /THERM	\$0.52 / SqFt
WATER	1,786.46 MGal	KBtu		\$22,532.21	\$12.613 /MGal	\$0.09 / SqFt
WATERSEWER	0.00 MGal	KBtu		\$257.51	\$0.000 /MGal	\$0.00 / SqFt
Totals:		16,836,100 KBtu	64.17	\$319,008.03		

Energy

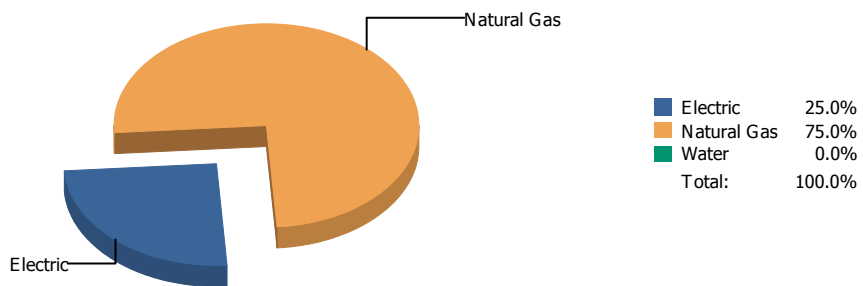


Cost

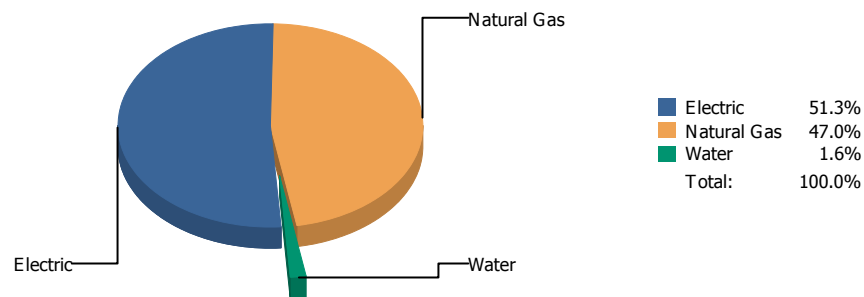


Commodity	Common Use	Energy Use	Energy Use per Area	Total Cost	Cost / Unit	Cost/Area
Place: [BCPSS454] Carver Vocational-Technical High [BUILDING]						
Area: 232,638 SqFt						
Billing Period between Jul 2013 and Jun 2014						
ELECTRIC	2,538,900.00 kWh	8,665,266 KBtu	37.25	\$287,446.37	\$0.113 /kWh	\$1.24 / SqFt
NATURALGAS	8,154.00 THERM	815,400 KBtu	3.51	\$7,819.80	\$0.959 /THERM	\$0.03 / SqFt
OIL2	72,224.00 Gal	10,016,747 KBtu	43.06	\$230,819.39	\$3.196 /Gal	\$0.99 / SqFt
WATERSEWER	3,477.92 MGal	KBtu		\$62,275.42	\$17.906 /MGal	\$0.27 / SqFt
Totals:		19,497,412 KBtu	83.81	\$588,360.98		

Energy



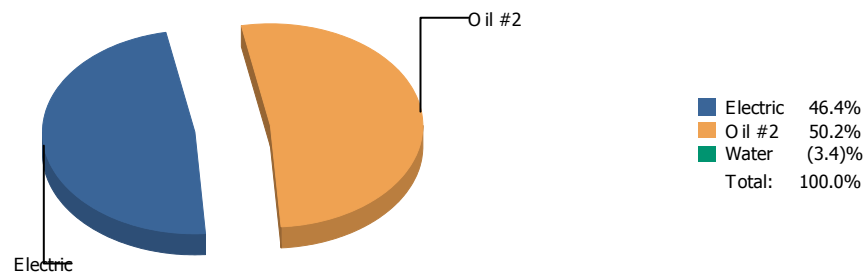
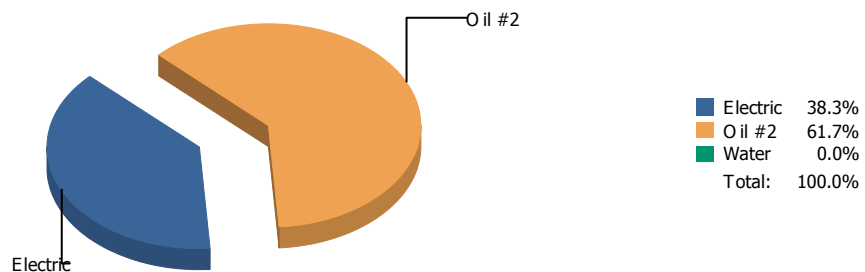
Cost



Commodity	Common Use	Energy Use	Energy Use per Area	Total Cost	Cost / Unit	Cost/Area
Place: [BCPSS456] Achievement Ac@ HarborCity H #413/Balt Antioch#366 [BUILDING]						
Area: 0 SqFt						
Billing Period between Jul 2013 and Jun 2014						
ELECTRIC	915,600.00 kWh	3,124,943 KBtu		\$102,895.01	\$0.112 /kWh	\$0.00 / SqFt
NATURALGAS	93,626.00 THERM	9,362,600 KBtu		\$94,260.48	\$1.007 /THERM	\$0.00 / SqFt
WATER	(347.87) MGal	KBtu		\$3,270.24	(\$9.401) /MGal	\$0.00 / SqFt
Totals:		12,487,543 KBtu	0.00	\$200,425.73		

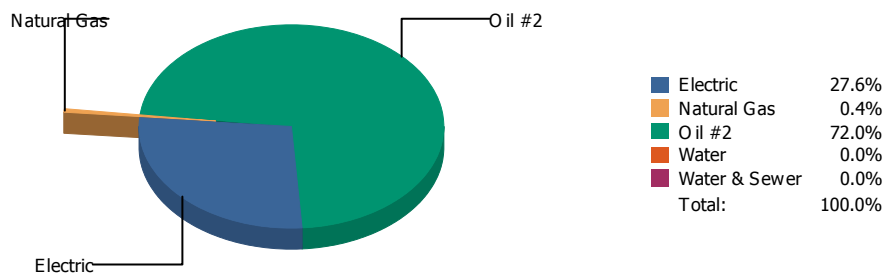
Energy

Cost

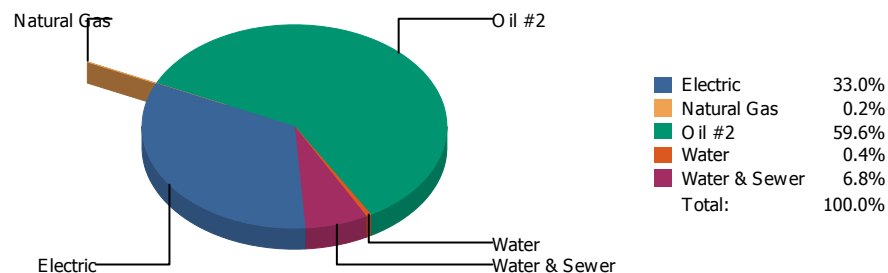


Commodity	Common Use	Energy Use	Energy Use per Area	Total Cost	Cost / Unit	Cost/Area
Place: [BCPSS457-SURPLUTODOT- 07012014] Baltimore Rising Star Acad@Laurence G. Paquin#344 [BUILDING]						
Area: 57,850 SqFt						
Billing Period between Jul 2013 and Jun 2014						
ELECTRIC	450,111.00 kWh	1,536,229 KBtu	26.56	\$54,812.93	\$0.122 /kWh	\$0.95 / SqFt
OIL2	17,841.00 Gal	2,474,368 KBtu	42.77	\$59,320.10	\$3.325 /Gal	\$1.03 / SqFt
WATER	(887.25) MGal	KBtu		(\$3,963.85)	\$4.468 /MGal	(\$0.07) / SqFt
Totals:		4,010,597 KBtu	69.33	\$110,169.18		

Energy

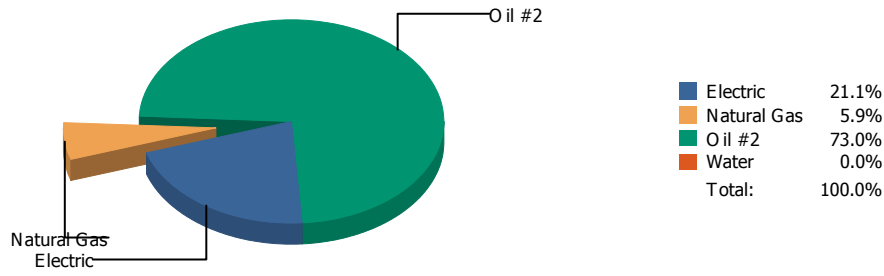


Cost

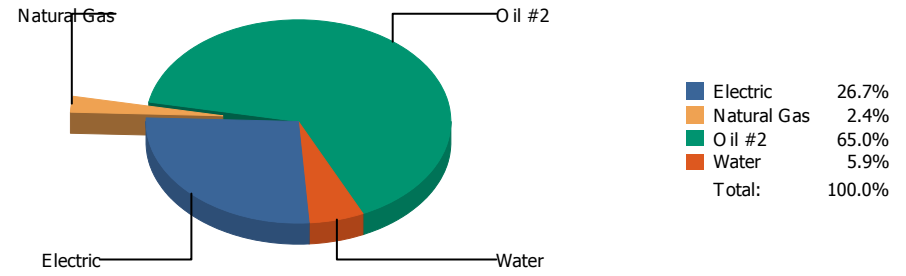


Commodity	Common Use	Energy Use	Energy Use per Area	Total Cost	Cost / Unit	Cost/Area
Place: [BCPSS480] Baltimore City College High [BUILDING]						
Area: 273,800 SqFt						
Billing Period between Jul 2013 and Jun 2014						
ELECTRIC	2,451,600.00 kWh	8,367,311 KBtu	30.56	\$273,229.04	\$0.111 /kWh	\$1.00 / SqFt
NATURALGAS	1,281.00 THERM	128,100 KBtu	0.47	\$1,538.22	\$1.201 /THERM	\$0.01 / SqFt
OIL2	157,161.00 Gal	21,796,659 KBtu	79.61	\$493,462.10	\$3.140 /Gal	\$1.80 / SqFt
WATER	0.00 MGal	KBtu		\$3,657.96	\$0.000 /MGal	\$0.01 / SqFt
WATERSEWER	6,325.93 MGal	KBtu		\$55,976.36	\$8.849 /MGal	\$0.20 / SqFt
Totals:		30,292,070 KBtu	110.64	\$827,863.68		

Energy

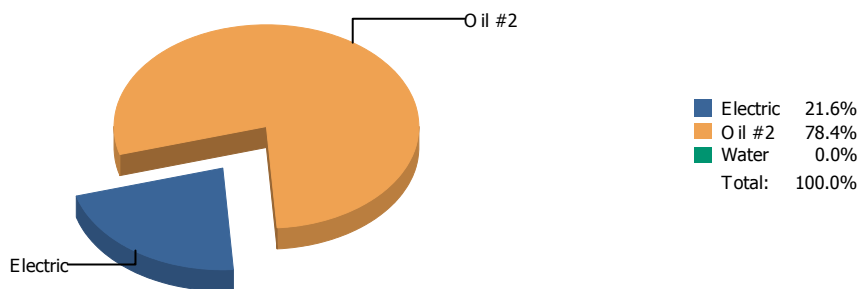


Cost

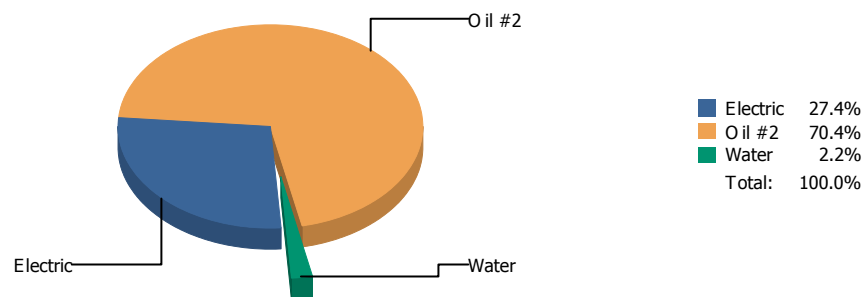


Commodity	Common Use	Energy Use	Energy Use per Area	Total Cost	Cost / Unit	Cost/Area
Place: [BCPSS504] Repair Shop [BUILDING]						
Area: 0 SqFt						
Billing Period between Jul 2013 and Jun 2014						
ELECTRIC	266,100.00 kWh	908,199 KBtu		\$31,720.35	\$0.119 /kWh	\$0.00 / SqFt
NATURALGAS	2,537.00 THERM	253,700 KBtu		\$2,793.48	\$1.101 /THERM	\$0.00 / SqFt
OIL2	22,620.00 Gal	3,137,168 KBtu		\$77,189.30	\$3.412 /Gal	\$0.00 / SqFt
WATER	478.04 MGal	KBtu		\$6,960.35	\$14.560 /MGal	\$0.00 / SqFt
Totals:		4,299,067 KBtu	0.00	\$118,663.48		

Energy



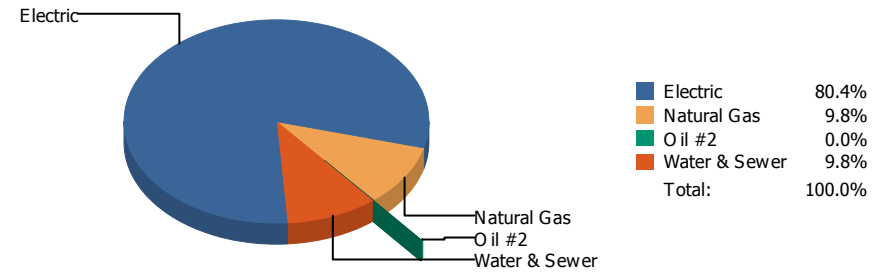
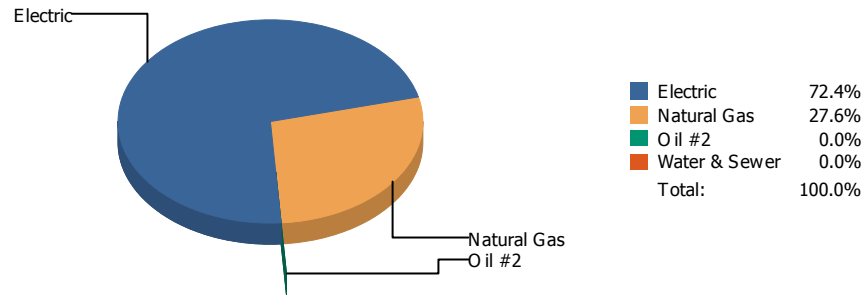
Cost



Commodity	Common Use	Energy Use	Energy Use per Area	Total Cost	Cost / Unit	Cost/Area
Place: [BCPSS526] TRANSPORTATION BLDG [BUILDING]						
Area: 0 SqFt						
Billing Period between Jul 2013 and Jun 2014						
ELECTRIC	342,200.00 kWh	1,167,929 KBtu		\$39,566.13	\$0.116 /kWh	\$0.00 / SqFt
OIL2	30,517.00 Gal	4,232,403 KBtu		\$101,713.83	\$3.333 /Gal	\$0.00 / SqFt
WATER	262.58 MGal	KBtu		\$3,116.63	\$11.869 /MGal	\$0.00 / SqFt
Totals:		5,400,331 KBtu	0.00	\$144,396.59		

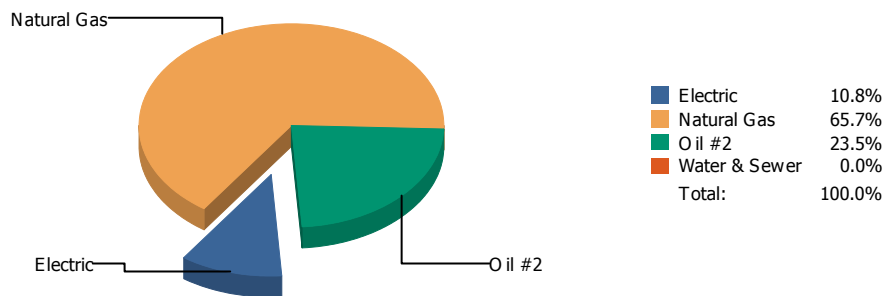
Energy

Cost

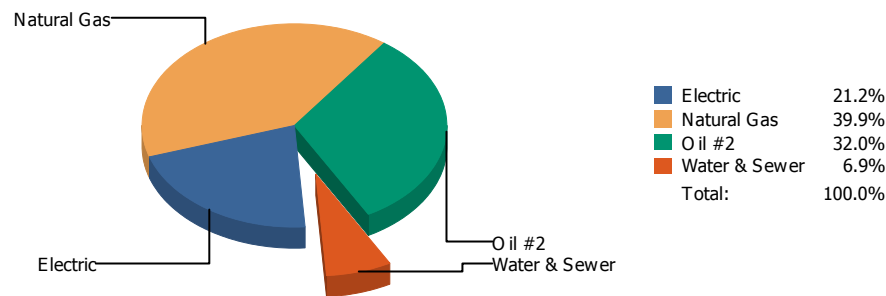


Commodity	Common Use	Energy Use	Energy Use per Area	Total Cost	Cost / Unit	Cost/Area
Place: [BCPSS540] School Headquarters [BUILDING]						
Area: 500,000 SqFt						
Billing Period between Jul 2013 and Jun 2014						
ELECTRIC	4,431,764.00 kWh	15,125,611 KBtu	30.25	\$480,644.42	\$0.108 /kWh	\$0.96 / SqFt
NATURALGAS	57,774.00 THERM	5,777,400 KBtu	11.55	\$58,350.80	\$1.010 /THERM	\$0.12 / SqFt
OIL2	7.00 Gal	971 KBtu	0.00	\$296.15	\$42.307 /Gal	\$0.00 / SqFt
WATERSEWER	6,584.03 MGal	KBtu		\$58,671.58	\$8.911 /MGal	\$0.12 / SqFt
Totals:		20,903,981 KBtu	41.81	\$597,962.95		

Energy



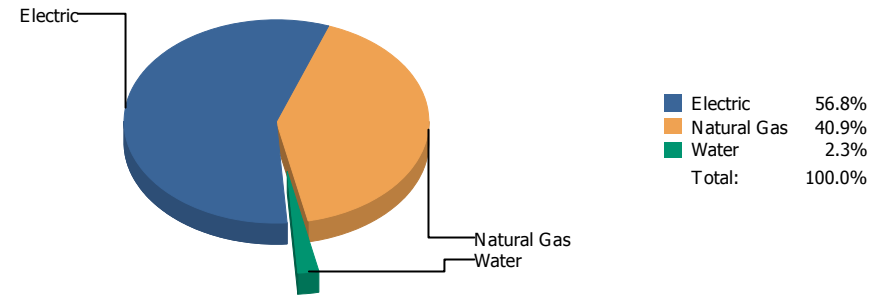
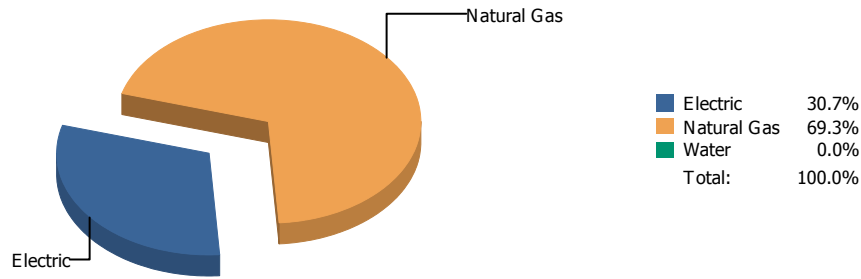
Cost



Commodity	Common Use	Energy Use	Energy Use per Area	Total Cost	Cost / Unit	Cost/Area
Place: [BCPSS556] GROUND SHOP [BUILDING]						
Area: 0 SqFt						
Billing Period between Jul 2013 and Jun 2014						
ELECTRIC	143,170.00 kWh	488,639 KBtu		\$17,377.43	\$0.121 /kWh	\$0.00 / SqFt
NATURALGAS	29,739.00 THERM	2,973,900 KBtu		\$32,663.97	\$1.098 /THERM	\$0.00 / SqFt
OIL2	7,650.00 Gal	1,060,979 KBtu		\$26,139.16	\$3.417 /Gal	\$0.00 / SqFt
WATERSEWER	481.03 MGal	KBtu		\$5,606.72	\$11.656 /MGal	\$0.00 / SqFt
Totals:		4,523,518 KBtu	0.00	\$81,787.28		

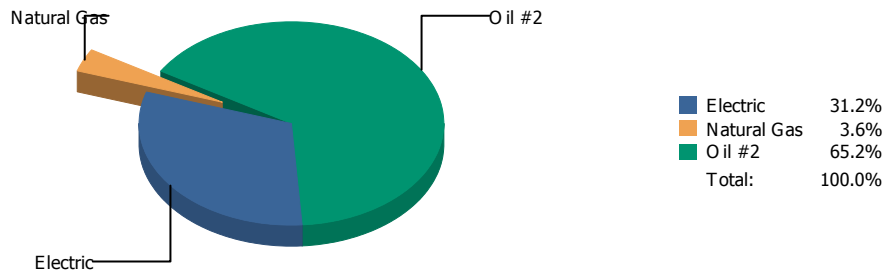
Energy

Cost

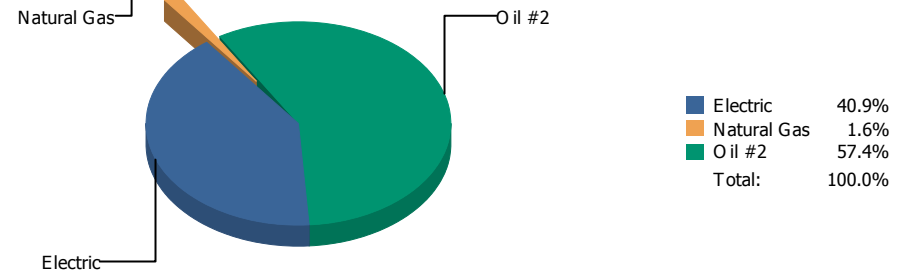


Commodity	Common Use	Energy Use	Energy Use per Area	Total Cost	Cost / Unit	Cost/Area
Place: [BCPSS557] OPERATION BLDG [BUILDING]						
Area: 0 SqFt						
Billing Period between Jul 2013 and Jun 2014						
ELECTRIC	356,597.00 kWh	1,217,066 KBtu		\$42,720.22	\$0.120 /kWh	\$0.00 / SqFt
NATURALGAS	27,479.00 THERM	2,747,900 KBtu		\$30,770.46	\$1.120 /THERM	\$0.00 / SqFt
WATER	105.48 MGal	KBtu		\$1,717.69	\$16.284 /MGal	\$0.00 / SqFt
Totals:		3,964,966 KBtu	0.00	\$75,208.37		

Energy



Cost

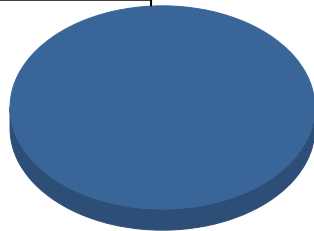


Commodity	Common Use	Energy Use	Energy Use per Area	Total Cost	Cost / Unit	Cost/Area
Place: [BCPSS761] Warehouse 15 [BUILDING]						
Area: 0 SqFt						
Billing Period between Jul 2013 and Jun 2014						
ELECTRIC	408,320.00 kWh	1,393,596 KBtu		\$47,516.09	\$0.116 /kWh	\$0.00 / SqFt
NATURALGAS	1,616.00 THERM	161,600 KBtu		\$1,906.68	\$1.180 /THERM	\$0.00 / SqFt
OIL2	21,000.00 Gal	2,912,490 KBtu		\$66,620.70	\$3.172 /Gal	\$0.00 / SqFt
Totals:		4,467,686 KBtu	0.00	\$116,043.47		

Energy

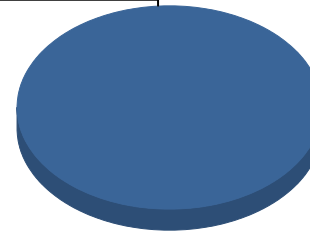
Cost

Electric



■ Electric 100.0%
Total: 100.0%

Electric

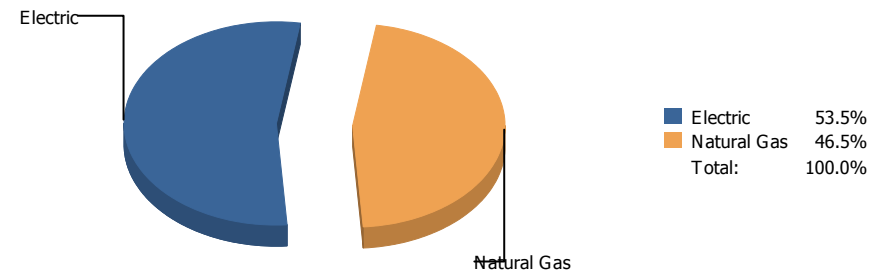
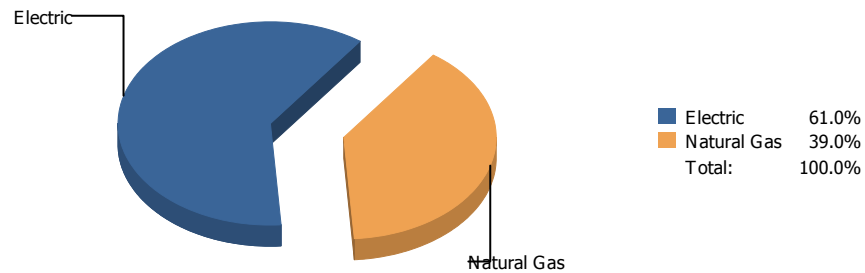


■ Electric 100.0%
Total: 100.0%

Commodity	Common Use	Energy Use	Energy Use per Area	Total Cost	Cost / Unit	Cost/Area
Place: [BCPSS-REC CENTER-1] REC. WALTER P. CARTER-134 [BUILDING]						
Area: 0 SqFt						
Billing Period between Jul 2013 and Jun 2014						
ELECTRIC	74,850.00 kWh	255,463 KBtu		\$9,008.01	\$0.120 /kWh	\$0.00 / SqFt
Totals:		255,463 KBtu	0.00	\$9,008.01		

Energy

Cost

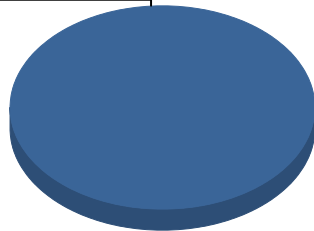


Commodity	Common Use	Energy Use	Energy Use per Area	Total Cost	Cost / Unit	Cost/Area
Place: [BCPSS-REC CENTER-2] LEITHWALK REC CENTER-245 [BUILDING]						
Area: 7,399 SqFt						
Billing Period between Jul 2013 and Jun 2014						
ELECTRIC	84,000.00 kWh	286,692 KBtu	38.75	\$2,329.33	\$0.028 /kWh	\$0.31 / SqFt
NATURALGAS	1,832.00 THERM	183,200 KBtu	24.76	\$2,020.72	\$1.103 /THERM	\$0.27 / SqFt
Totals:		469,892 KBtu	63.51	\$4,350.05		

Energy

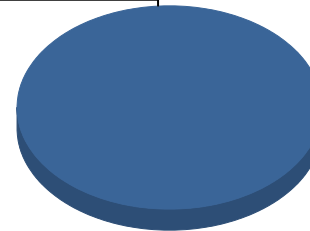
Cost

Electric



■ Electric 100.0%
Total: 100.0%

Electric



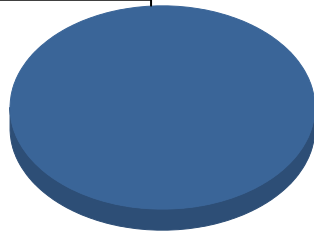
■ Electric 100.0%
Total: 100.0%

Commodity	Common Use	Energy Use	Energy Use per Area	Total Cost	Cost / Unit	Cost/Area
Place: [BCPSS-REC CENTER-3] BARCLAY REC CENTER-54 [BUILDING]						
Area: 6,191 SqFt						
Billing Period between Jul 2013 and Jun 2014						
ELECTRIC	241,940.00 kWh	825,741 KBtu	133.38	\$30,546.33	\$0.126 /kWh	\$4.93 / SqFt
Totals:		825,741 KBtu	133.38	\$30,546.33		

Energy

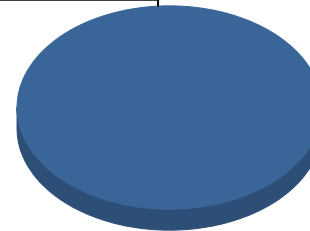
Cost

Electric



■ Electric 100.0%
Total: 100.0%

Electric

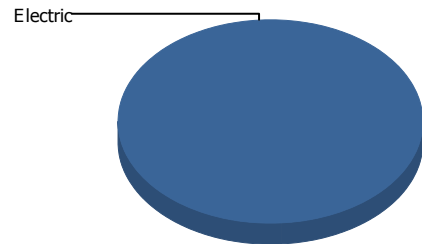


■ Electric 100.0%
Total: 100.0%

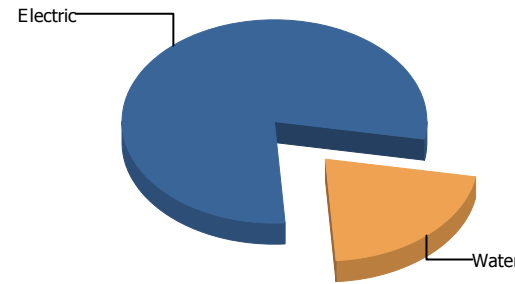
Commodity	Common Use	Energy Use	Energy Use per Area	Total Cost	Cost / Unit	Cost/Area
Place: [BCPSS-REC CENTER-4] SOUTH BALTIMORE Rec Center-45 [BUILDING]						
Area: 0 SqFt						
Billing Period between Jul 2013 and Jun 2014						
ELECTRIC	237,700.00 kWh	811,270 KBtu		\$28,312.00	\$0.119 /kWh	\$0.00 / SqFt
Totals:		811,270 KBtu	0.00	\$28,312.00		

Energy

Cost



■ Electric 100.0%
 ■ Water 0.0%
 Total: 100.0%

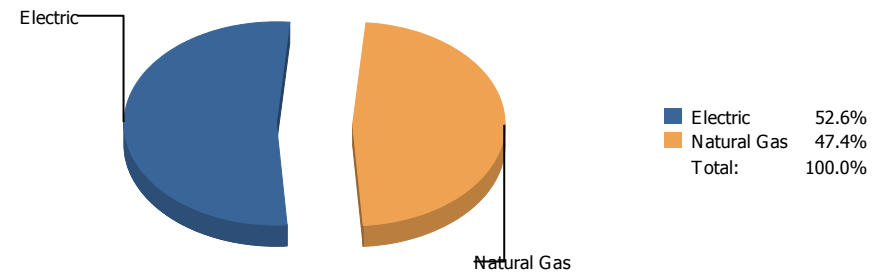
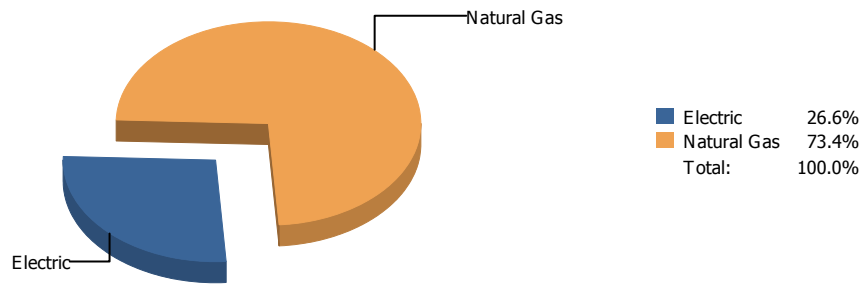


■ Electric 78.9%
 ■ Water 21.1%
 Total: 100.0%

Commodity	Common Use	Energy Use	Energy Use per Area	Total Cost	Cost / Unit	Cost/Area
Place: [BCPSS-REC CENTER-5] REC. LIBERTY-64 [BUILDING]						
Area: 0 SqFt						
Billing Period between Jul 2013 and Jun 2014						
ELECTRIC	216,830.00 kWh	740,041 KBtu		\$25,289.01	\$0.117 /kWh	\$0.00 / SqFt
WATER	498.98 MGal	KBtu		\$6,771.64	\$13.571 /MGal	\$0.00 / SqFt
Totals:		740,041 KBtu	0.00	\$32,060.65		

Energy

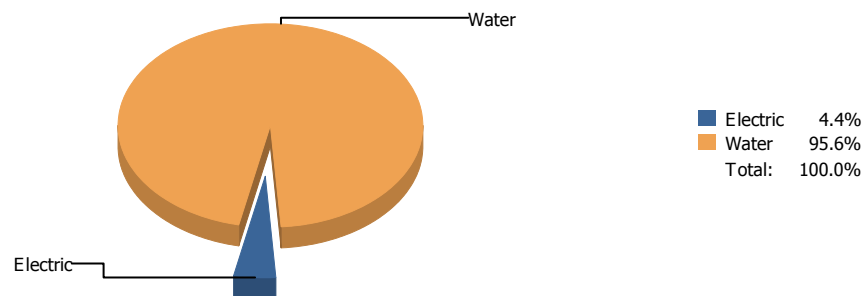
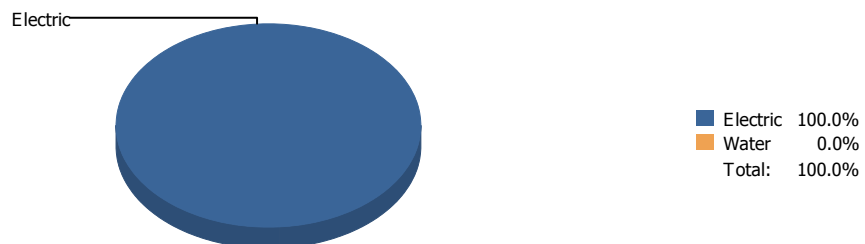
Cost



Commodity	Common Use	Energy Use	Energy Use per Area	Total Cost	Cost / Unit	Cost/Area
Place: [BCPSS-REC CENTER-6] P.A.L. HAMILTON [BUILDING]						
Area: 0 SqFt						
Billing Period between Jul 2013 and Jun 2014						
ELECTRIC	60,760.00 kWh	207,374 KBtu		\$7,378.35	\$0.121 /kWh	\$0.00 / SqFt
NATURALGAS	5,714.00 THERM	571,400 KBtu		\$6,661.01	\$1.166 /THERM	\$0.00 / SqFt
Totals:		778,774 KBtu	0.00	\$14,039.36		

Energy

Cost



Commodity	Common Use	Energy Use	Energy Use per Area	Total Cost	Cost / Unit	Cost/Area
Place: [BCPSSSTADIUM] 2400 WESTFIELD AV [PLAYGROUND]						
Area: 0 SqFt						
Billing Period between Jul 2013 and Jun 2014						
ELECTRIC	5,621.00 kWh	19,184 KBtu		\$825.68	\$0.147 /kWh	\$0.00 / SqFt
WATER	0.00 MGal	KBtu		\$18,020.67	\$0.000 /MGal	\$0.00 / SqFt
Totals:		19,184 KBtu	0.00	\$18,846.35		

Requested by: rpbachubhay

Client version:

Report version: 5

Filters: Topmost Place Code Equals BCPSS ; Bill is Void Equals 0; Bill Account is Active Equals 1; Bill is From a Vendor Equals 1; ; Billing Period Between Jul 2013 and Jun 2014

Record count: 609